



LOCAL GOVERNMENT COUNCILS PERFORMANCE AND THE QUALITY OF SERVICE DELIVERY IN UGANDA

KAMULI DISTRICT COUNCIL SCORE-CARD 2008/2009



**Francis Tucungwirwe
Eugene Gerald Ssemakula
Lilian Muyomba-Tamale
Leo Waibi Merewoma
Catheline Kahinda**

LOCAL GOVERNMENT COUNCILS PERFORMANCE AND THE QUALITY OF SERVICE DELIVERY IN UGANDA

KAMULI DISTRICT COUNCIL SCORE-CARD 2008/2009

Francis Tucungwirwe
Eugene Gerald Ssemakula
Lilian Muyomba-Tamale
Leo Waibi Merewoma
Catheline Kahinda

ACODE Policy Research Paper Series, No. 33, 2010

Published by ACODE
P.O Box 29836, Kampala
Email: library@acode-u.org, acode@acode-u.org
Website: <http://www.acode-u.org>

Citation:

Tucungwirwe, F., et.al. (2010). Local Government Councils Performance and the Quality of Service Delivery in Uganda: Kamuli District Council Score Card 2008/09. ACODE Policy Research Series, No. 33, 2010. Kampala.

© ACODE 2010

All rights reserved. No part of this publication may be reproduced, stored in a retrieval system or transmitted in any form or by any means electronic, mechanical, photocopying, recording or otherwise without the prior written permission of the publisher. ACODE policy work is supported by generous donations and grants from bilateral donors and charitable foundations. The reproduction or use of this publication for academic or charitable purpose or for purposes of informing public policy is excluded from this general exemption.

ISBN 9970287052

CONTENTS

ABBREVIATIONS	vi
ACKNOWLEDGEMENT	vii
1. INTRODUCTION	1
2. METHODOLOGY AND SCORE-CARD	2
3. BACKGROUND	4
4. SELECTED SOCIO-ECONOMIC INDICATORS FOR KAMULI DISTRICT LOCAL GOVERNMENT	6
4.1 Primary Education	6
4.2 Health, Water and Sanitation	7
4.3 Road Network	9
5. BUDGET AND REVENUE ARCHITECTURE OF KAMULI LOCAL GOVERNMENT	10
5.1 Budget and Revenue Trends	10
5.2 Budget Allocations to Key Sectors	10
6. SUMMARY SCORE-CARD FINDINGS AND ANALYSIS	12
6.1 Score-Card Performance of Kamuli District Council	12
6.2 Chairperson	12
6.3 Speaker	13
6.4 Individual Councilors	13
6.5 Scorecard performance of Special Interest Group Representatives	15
7. KAMULI DISTRICT SCORE-CARD PERFORMANCE AND THE QUALITY OF PUBLIC SERVICES	17
7.1 Structural factors for poor performance and poor service delivery	17
7.2 Operational Factors Affecting Performance of Kamuli District Council	19
8. RECOMMENDATIONS AND GENERAL CONCLUSIONS	21
8.1 Advocacy for a changed budget architecture	21
8.2 Adopt minimum education qualifications for council members	21
8.3 Formulate a comprehensive and integrated long-term development plan	21
8.4 Continuous orientation and training for councilors	22
8.5 Contact with the electorate	22
9. CONCLUSION	23
REFERENCES	24
Annexes	25
List of Councilors in Kamuli	25
PUBLICATIONS IN THESE SERIES	59

ABBREVIATIONS

ACODE	Advocates Coalition for Development and Environment
BMU	Beach Management Units
CAO	Chief Administrative Officer
CBG	Capacity Building Grant
CBP	Capacity Building Plan
CDD	Community Driven Development
CFO	Chief Finance Officer
DDP	Deepening Democracy Program
DDP	District Development Plan
DPU	District Planning Unit
FAL	Functional Adult Literacy
FIEFOC	Farm Income Enhancement and Forestry Conservation
HC	Health Centre
HLG	Higher Local Government
HMIS	Health Management Information System
LGBFP	Local Government Budget Framework Papers
LGDP	Local Government Development Programme
LGMSDP	Local Government Management and Service Delivery Programme
LLG	Lower Local Government
MTEF	Medium Term Expenditure Framework
NAADS	National Agricultural Advisory Services
NGO	Non-Government Organization
NPPAs	National Priority Programme Areas
PAF	Poverty Action Fund
PHC	Primary Health Care
PMA	Plan for Modernisation of Agriculture
PWD	Person with Disability
RGC	Rural Growth Centers
SFG	School Facilities Grant
UNRA	Uganda National Road Authority
UPE	Universal Primary Education
USE	Universal Secondary Education

ACKNOWLEDGEMENT

The Local Government Councils Score-Card Initiative is a 10 year initiative (2009-2019) of ACODE whose goal is to improve the quality of public service delivery by building the demand-side of governance and accountability. The Initiative achieves this goal by undertaking and publishing a local government councils' score-card and a robust outreach programme targeting citizens and building capacity of local government political leaders. The Initiative was launched in 2009 by conducting an initial assessment of the performance of 10 local government councils, including Kamuli, for the FY2008/09. ACODE is indebted to the Deepening Democracy Programme (DDP) and its contributing development partners for providing the initial funding that made the first assessment possible.

During the assessment process, the study team employed a wide range of participatory methods that involved structured and unstructured interviews, focus group discussions (FGDs) and regular interactions with key local government officials such as clerk to council and the public relations office. The research team in a special way acknowledges the support and cooperation received from the councilors who participated in the assessment and citizens who participated in the focus group discussions that were organized as part of the assessment exercise. The various officials who participated in the assessment by providing information and clarifications on a wide range of issues are also acknowledged.

The contribution of Rev. Aaron Mwesigye who reviewed the draft report and provided very useful guidance that enabled its timely completion is also acknowledged. The preparation of this report also benefitted from wide ranging discussions with the study teams of all the other districts. We benefitted from workshops and electronic mail discussions among the study team members over the course of the assessment. We extend our special appreciation to all of them individually and collectively.

Finally, we are conscious that this Score-Card for Kamuli District Council is the first of its kind and the methodology used has not been tested elsewhere. In the process of conducting the assessment, we have encountered a number of challenges particularly related to record keeping and information retrieval. However, we have taken due care to ensure that the facts presented in this report are reasonably accurate and are a reasonable presentation of Kamuli District and its constituent organs. We are confident that the findings and recommendations go a long way to improve the workings of Council thereby resulting into improved service delivery and better governance.

1. INTRODUCTION

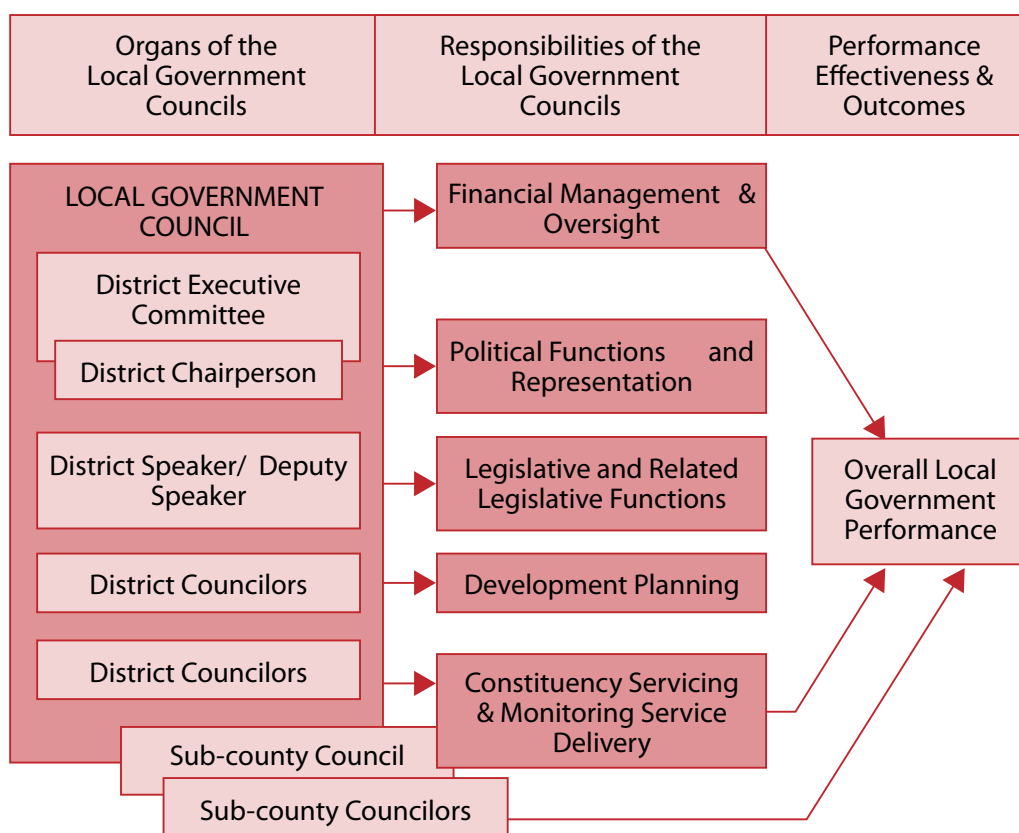
In 1992, Uganda adopted the decentralization policy that sought to establish a system of governance underpinned by strong local governments. Subsequent constitutional and legal reforms established districts and the sub-counties as key pillars of local governments through which effective service delivery and local governance is to be attained. Although decentralization has been pursued over the last two decades, there is widespread consensus that the performance of local governments is less than desirable. The revenue base of local governments has diminished and they are now heavily dependent on central government disbursements mainly through conditional grants. The quality of services is less than desirable as key services such as health care, water and sanitation, performance of school children and access to agricultural advisory services remain dismal. Yet, there is no evidence that the citizens who are the intended beneficiaries of the decentralization system are able to demand for accountability and better performance from their elected leaders.

Over the years, Government sought to improve the functioning of the local governments through regular monitoring and inspection processes. However, these monitoring and inspection processes have not adequately focused on the local government councils as mandated executive and legislative organs of the local governments. This report is a product of an ongoing assessment of the performance of local government councils in Uganda that commenced in 2009 focusing on the financial year 2008/09. The assessment was designed as part of an initiative to regularly monitor the performance of local government councils in Uganda and, to publish and disseminate a local councils performance Score-Card as a means of increasing citizens' demand for improved service delivery and accountability on the part of elected leaders. For the FY2008/09, similar assessments were undertaken in nine other districts including Amuria, Amuru, Hoima, Kampala, Luwero, Mbale, Moroto, Nebbi and Ntugamo. The assessment focused on local government councils and their respective organs as outlined in the Local Government Act and other legal instruments. Council as a corporate body, the Chairperson, Speaker and Councilors formed the units of analysis for the assessment.

2. METHODOLOGY AND SCORE-CARD

This assessment was conducted using a methodology and Score-Card developed for the Local Government Councils Score-Card Initiative (LGCSCI).¹ As shown in Figure 1 below, this methodology and Score-Card measures the performance of local government councils and councilors on five key themes that comprise the responsibilities of local government councils, their organs and individual councilors.² These are: financial management and oversight; political functions and representation; legislation and related legislative functions; development planning and; constituency servicing and monitoring service delivery.³ Consequently, scores were developed to measure the performance of councils with regard to their core statutory functions: political leadership and representation; legislation and related legislative functions’ development planning; financial management and oversight; constituency servicing; and participation in lower local government councils.

Figure 1: Key Aspects of the Local Government Councils Performance



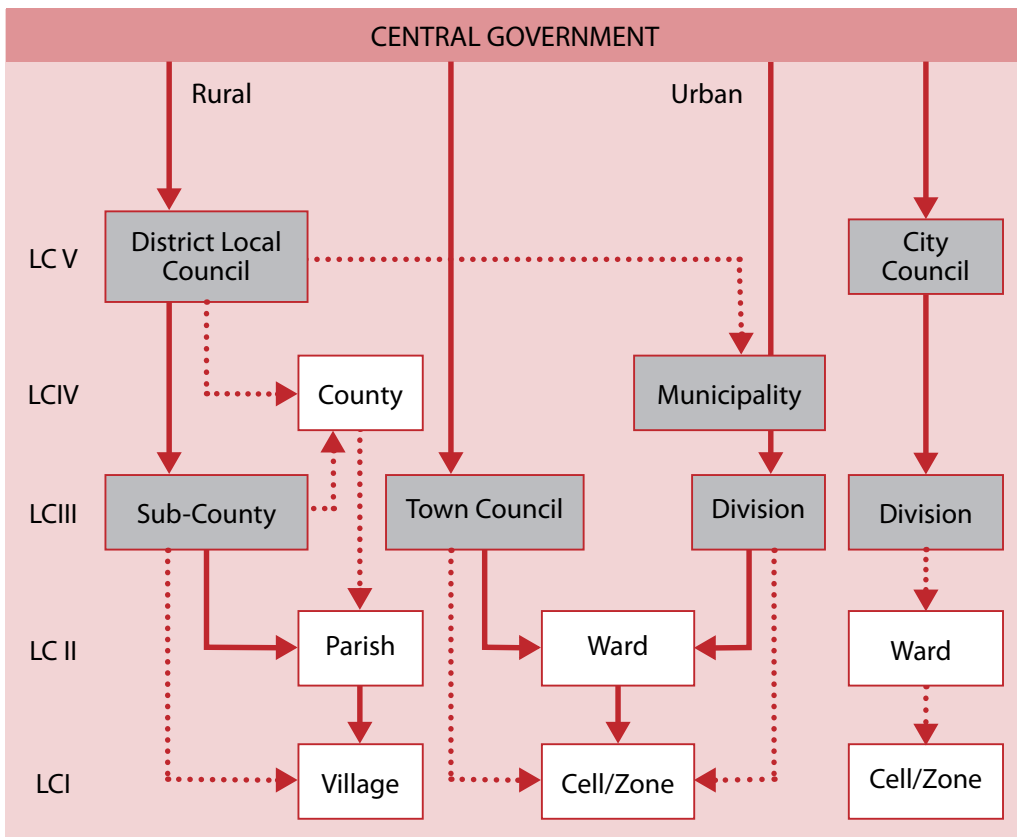
1 See Tumushabe, Godber, et al (2010). Monitoring and Assessing the Performance of Local Government Councils in Uganda: Background, Methodology and Indicators. ACODE Policy Research Series No. 31 ACODE. Kampala.

2 Ibid

3 Ibid

Monitoring indicators or the Score-Cards were derived from each of the themes with specific focus on both governance and service delivery. The Score-Cards provide a basis for analyzing the factors that impinge on the performance of the council while the service delivery indicators seek to assess individual leaders' contributions to central government priority sectors such as health, education, water and sanitation, and agriculture. While the methodology assesses the entire local government council as a body corporate, the respective organs of the local government council for both urban and rural local governments as shown in Figure 2 are treated as independent units of analysis.

Figure 2: The Structure of the Local Government System in Uganda



The local government councils' scorecard is premised on a theory of change that by providing data and information on the performance of local political leaders, citizens will demand for accountability and effective service delivery hence triggering a vertical spiral of demand up to the national level. An empowered citizenry will trigger the necessary reforms that are essential for creating a conducive environment in which the delivery of services is responsive to the majority of citizens. Consequently, beyond the scores of each organ of council, the assessment seeks to establish the causal-effect relationship between the performance record of local council political leaders on the one hand, and the quality of service delivery and accountability on the other.

3. BACKGROUND

Kamuli District, originally known as Bugabula district was formed in 1974. The district is bordered by River Nile and Kayunga District in the west, Jinja district in the south, Iganga district in the southeast, Kaliro District in the east, and Lake Kyoga in the north. It has a total land area of 3,443.62 km² and 835.12 km² (23%) of water.

Administratively, the district is divided into 3 Counties namely Budiope, Bugabula and Buzaya. These are further divided into 17 sub-counties and 1 Town Council, which is Kamuli Town Council. Besides the Town Council, the following sub-counties make up Kamuli District: Wankole, Nawanyago, Mbulamuti, Kisozi and Bugulumbya in Buyaza County; Balawoli, Bulopa, Butansi, Kitayunjwa, Namasagali, Nabwigulu, and Namwendwa in Bugabula County and; Bugaya, Buyende, Kagulu, Kidera and Nkondo subcounties in Budiope County. The district is comprised of 110 parishes and 1293 villages.

With an estimated total population of 179,900 people (2010 Figures), Bugabula County has the highest population accounting for 41.4% of the population followed by Budiope with 34.6% and Buzaaya County with 24%. Table 1 gives the details of the population breakdown in the district.

Table 1: Population Distribution by Sub-County and Sex

Year	2009			2010			2011		
	MALE	FEMALE	TOTAL	MALE	FEMALE	TOTAL	MALE	FEMALE	TOTAL
KAMULI DISTRICT	327,700	352,900	680,600	346,500	370,200	716,700	358,800	381,900	740,700
SUB COUNTY									
Bugaya	32,700	34,300	67,000	34,600	36,000	70,600	35,800	37,100	72,900
Buyende	21,200	21,600	42,800	22,400	22,700	45,100	23,200	23,400	46,600
Kagulu	26,600	28,000	54,600	28,100	29,400	57,500	29,100	30,300	59,400
Kidera	23,700	25,200	48,900	25,000	26,400	51,400	25,900	27,300	53,200
Nkondo	10,800	11,500	22,300	11,400	12,000	23,400	11,800	12,400	24,200
Budiope County S/ total	115,000	120,600	235,600	121,500	126,500	248,000	125,800	130,500	256,300
Balawoli	20,100	21,300	41,400	21,200	22,300	43,500	22,000	23,000	45,000
Bulopa	9,500	10,400	19,900	10,100	10,900	21,000	10,400	11,200	21,600

Butansi	13,100	14,600	27,700	13,900	15,300	29,200	14,400	15,800	30,200
Kamuli TC	6,400	7,500	13,900	6,800	7,900	14,700	7,000	8,200	15,200
Kitayunjwa	25,400	27,700	53,100	26,900	29,100	56,000	27,800	30,000	57,800
Nabwigulu	21,100	22,500	43,600	22,300	23,600	45,900	23,100	24,300	47,400
Namasagali	14,400	14,800	29,200	15,200	15,500	30,700	15,700	16,000	31,700
Namwendwa	25,400	27,600	53,000	26,900	28,900	55,800	27,900	29,900	57,800
Bugabula County S/ total	135,400	146,400	281,800	143,300	153,500	296,800	148,300	158,400	306,700
Bugulumbya	18,400	20,200	38,600	19,400	21,200	40,600	20,100	21,800	41,900
Kisozi	22,500	25,200	47,700	23,800	26,500	50,300	24,700	27,300	52,000
Mbulamuti	13,400	14,900	28,300	14,200	15,600	29,800	14,700	16,100	30,800
Nawanyago	12,000	13,900	25,900	12,700	14,600	27,300	13,100	15,100	28,200
Wankole	11,000	11,700	22,700	11,600	12,300	23,900	12,100	12,700	24,800
Buzaaya County S/ total	77,300	85,900	163,200	81,700	90,200	171,900	84,700	93,000	177,700

Source: UBOS – Sub National Projections Report 2008 -2012

4. SELECTED SOCIO-ECONOMIC INDICATORS FOR KAMULI DISTRICT LOCAL GOVERNMENT

This section analyses the socio-economic characteristics of Kamuli District. This analysis of selected socio-economic indicators is intended to provide a basis for making a causal-effect relationship between the score-card performance of Kamuli and the quality of service delivery, voice and accountability.

4.1 Primary Education

During FY 2008/09, Kamuli district had a total of 268 primary schools with an estimated enrollment of 187,438 pupils. An estimated 50.6 percent of the enrolled pupils were female while 49.4 percent were male. The district had a high teacher to population ratio of 1:61 compared with the national average of 1:50⁴. On the other hand, the pupil: classroom ratio stood at 54:1 compared to the national average of 70:1⁵ although only 55 percent of the classrooms in the district have permanent structures.⁶ Figure 3 below shows the structures of Naluwori primary school.

Figure 3: Dilapidated Structures at Naluwori Primary School in Butansi Subcounty



Source: ACODE Digital Library May 2010

Performance in the primary leaving exams as indicated in Table 2 below has been poor over the last 5 years with an average of only 3% of the pupils passing in division 1.

4 UBOS 2010 Statistical Abstract

5 Ibid

6 Ibid

Table2 : Trends in Pupil Performance in PLE for the period 2004-2008

	2004		2005		2006		2007		2008	
	Kamuli	Uganda	Kamuli	Uganda	Kamuli	Uganda	Kamuli	Uganda	Kamuli	Uganda
Div 1	3.5	5.26	2.9	3.7	3.3	5.91	3.5	5.49	1	2.48
Div 2	28.1	38.1	29.7	39.3	37.4	47	38	45.5	23.3	30.6
Div 3	20.4	19.2	30.8	26.7	26.4	22.3	25.2	22.9	32.1	31.5
Div 4	21.4	17.9	15.4	15.6	15	12.5	14.2	11.9	17.5	14.7
U	26.6	19.5	21.2	14.4	17.9	11.5	19.1	13.3	26	20.1

Source: Uganda National Examinations Board 2004-2008

The major impediments impinging on the sector as highlighted in the 3 year rolling district development plan include the lack of commitment on part of the teachers, poor facilitation by the central government for library facilities and poor deployment and supervision of teachers in the district.⁷

4.2 Health, Water and Sanitation

Health services in the district are mainly provided by government health facilities that include a hospital and a number of health centres (14 HC III and 51 HC II units at Sub-county and Parish level respectively). A number of non state actors also play a role in provision of health services in the district as attested to by the existence of an NGO hospital and a number of private health facilities. Table 3 gives a detail of the various health units disaggregated by ownership.

Table 3: Health Facilities in Kamuli District

Health Unit	Ownership			Total
	Government	NGO	Private	
Hospital	1	1	0	2
Health Centre IV	3	0	0	3
Health Centre III	14	0	0	14
Health Centre II	24	26	2	52
Maternity Homes			3	
Private Clinics				
Drugs shops				
Total:	41	27	2	70

Source: Kamuli District Three Year Development Plan

⁷ Kamuli District Development plan 2009/2010-2011/2012

Kamuli district has one of the highest disease burdens in the country. The disease burden is mainly attributed to clinical malaria 39.8% and acute respiratory infections (20.8%). Sanitation in the district is a key concern and the district has also been at the centre of national media debates owing to the jigger infestation that has been endemic in the region claiming a number of lives both old and young. An analysis of the water and sanitation situation in the district indicates 78 percent latrine coverage compared to the national average of 68 percent, while safe water coverage is 56.6 percent.⁸The district has over 1,247 functional rural point water sources, 8 springs, 16 tanks and 2 piped water systems. Table 4 below shows the distribution and state of water functionality per Sub County.

Box 1: Summary of Key Health Indicators

- The infant mortality rate 76 deaths per 1000 live births
- Maternal mortality rate is 435 deaths per 100,000 live birth
- The childhood mortality rate is 79 deaths per 1000 children
- The total fertility rate is 6.7 children per women
- The contraceptive prevalence rate is 7.2%
- Childhood immunization (DPT₃ coverage) is 82%
- Pit latrine coverage for Kamuli district is 70%
- OPD utilization 70%
- Safe water coverage is 54.3%.
- Deliveries in health facilities are 32%

Table 4: Water Coverage by Sub county and population served

Sub County	Population (2002)	Population (proj.2009)	No. of water points	Population served	% served assuming 100% functionality	% served at 92% functionality
Balawoli	34,524	41,400	59	17,740	42.9	39.4
Bugaya	54,219	67,000	105	31,500	47.0	43.3
Bugulumbya	31,449	38,600	83	26,172	67.8	62.4
Bulopa	15,999	19,900	50	15,000	75.4	69.3
Butansi	22,138	27,700	64	19,200	69.3	63.8
Buyende	35,536	42,800	69	20,700	48.4	44.5
Kagulu	44,530	54,600	86	25,800	47.3	43.5
Kidera	40,402	48,900	53	15,900	32.5	29.9
Kisozi	40,058	47,700	93	28,200	59.1	54.4
Kitayunjwa	43,202	53,100	118	35,400	66.7	61.3
Mbulamuti	23,790	28,300	71	21,450	75.8	69.7
Nabwigulu	33,846	43,600	103	30,900	70.9	65.2
Namasagali	24,037	29,200	40	12,040	41.2	37.9
Namwendwa	45,620	53,000	89	27,978	52.8	48.6
Nawanyago	21,122	25,900	73	22,200	85.7	78.9
Nkondo	18,153	22,300	38	11,400	51.1	47.0
Wankole	18,720	22,700	53	15,900	70.0	64.4
Total	547,345	666,700	1,247	377,480	56.6	52.1

Source Kamuli District Water Office 2010:

⁸ Ibid

4.3 Road Network

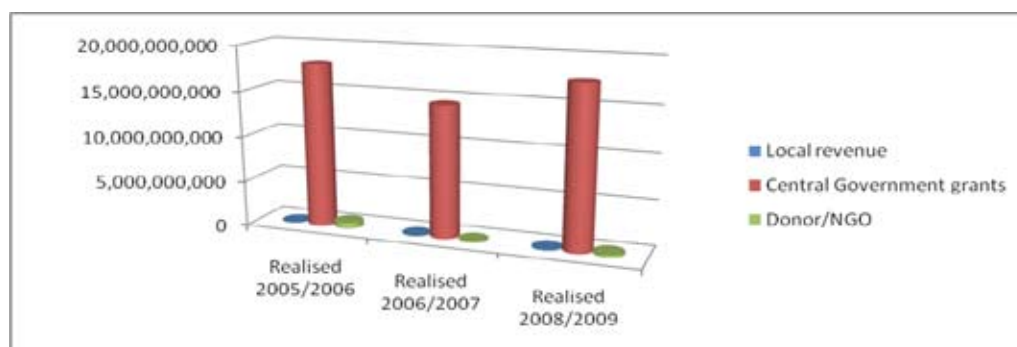
The major link to Kamuli District is by road. The district has got a total road network of 795 kms of which 171 kms are under the Central Government under the Uganda National Road Authority while the remaining 624 kms are under Kamuli Local Government. In addition to these major roads, the district has responsibility over 1529.6 kms of community access roads. Of the roads under the responsibility of the district, only 149 kms are in a good condition. The major challenge with road maintenance in the district are the funds available for the periodic maintenance of the predominantly gravel roads.

5. BUDGET AND REVENUE ARCHITECTURE OF KAMULI LOCAL GOVERNMENT

5.1 Budget and Revenue Trends

Kamuli District has three major sources of revenue namely; locally generated revenue, donor contributions and central government grants. Figure 3 below shows the trend in revenue accruing to the district disaggregated by source for the financial years 2005/2006, 2006/2007 and 2008/2009.

Figure3: Revenue Trends 2005-2008



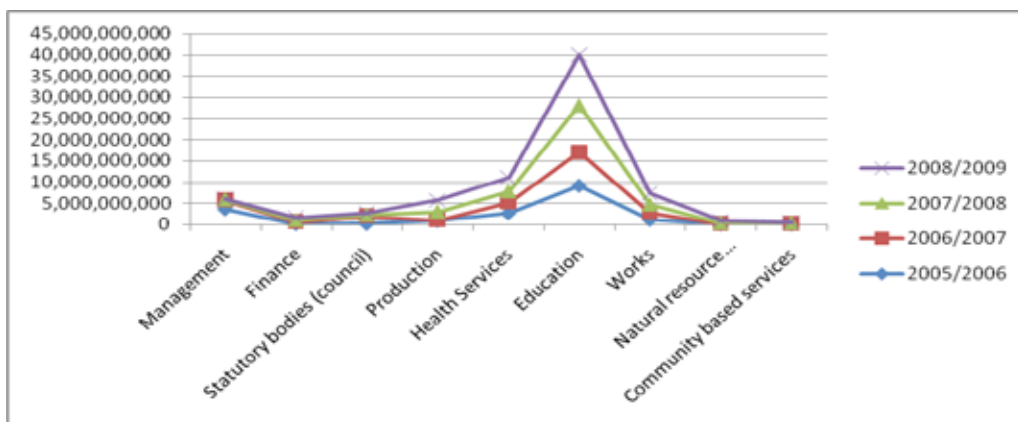
Source: Kamuli District budget framework papers, 2006/2007, 2008/2009, 2009/2010

The analysis of the revenue base of the district indicates a high dependency on the central government. In financial year 2008/2009 for example, central government grants accounted for 97.4% while donor funds accounted for 1.7% and local revenue was a meagre 0.9%. This is a big challenge to the district as it undermines its independence. A local government that relies on the central government and the donors has limited room for flexibility in identifying, planning and implementing district priorities.

5.2 Budget Allocations to Key Sectors

The bulk of the district budget in Kamuli is allocated to education, health and administration as shown in Figure 4.

Figure 4: Kamuli District Budgetary Allocations to Sectors



Source: Kamuli District budget framework papers, 2006/2007, 2008/2009, 2009/2010

Despite the prioritization of the two sectors, the quality of education and access to quality health services is still poor. Similarly, the highest percentage of these budgets is tied to payment of salaries for the teachers and the health workers. This situation therefore partly explains the poor indicators discussed in section four of this report.

6. SUMMARY SCORE-CARD FINDINGS AND ANALYSIS

6.1 Score-Card Performance of Kamuli District Council

The district local council and the sub-county council are established as corporate legal entities under the Local Government Act. At their respective levels, the councils are vested with powers and responsibilities to (i) enact local laws necessary for the effective governance of the areas within their jurisdiction, (ii) ensure accountability and transparency in the conduct of council business and utilization of council funds, (iii) ensure effective planning and budgeting to spur development and the delivery of public services to the local population, and (iv) to monitor the delivery of public service on priority national programmes. As shown in the Score-Card, the set of scores are designed to assess how the councils perform on each of these parameters.

Kamuli District council scored 58 points out of the maximum score of 100 points with good performance being registered under the legislative role(14 out of 20 points) and planning and accountability role (8 out of 12). Poor performance was however exhibited in the Council's accountability role (10 out of 20 points) and service delivery on national priority programmes (26 out of 48 points).

6.2 Chairperson

The chairperson of Kamuli district during the financial year under review was Chairman Mubiru Stephen. He was first elected in 2006. At the time of the assessment, he was serving his first term of office. According to the Score-Card indicators, the Chairperson was assessed on the following five parameters: (i) political leadership, (ii) legislative role, (iii) contact with electorate (iv) participation in communal and development activities, and (v) service delivery on national priority programme areas

The performance of the Kamuli District Chairperson was excellent with 81 points. His best performed parameter was participation in communal projects (15 out of 15 points). The chairman had initiated a number of projects and made contributions to several community development projects in the district.⁹ His political leadership was also commendable (17 out of 20 points). The least scores were however registered under monitoring of service delivery on national priority areas (22 out 30 points). This was due to poor attendance of NAADS meetings and Functional Adult Literacy programmes.

⁹ The chairman was singled out as being very supportive of the CSOs in Kamuli especially VEDCO that works in areas of Food security, Water Development, Nutrition. and Africa 2000 Network.

6.3 Speaker

The Speaker of Kamuli District council during the period of assessment was Mr. Samuel Bamwole. For the FY 2008/09, the speaker only served for 6 months having assumed office in January 2009 following the censure of the former speaker Mr. Thomas Kategere on the 2nd January 2009¹⁰. Nevertheless, the assessment focused on his performance over the 6 month period. The assessment focused on five key parameters namely: i) presiding and preservation of order in council, ii) contact with electorate, iii) participation in communal and development activities, iv) participation in lower local government and, v) Monitoring of service delivery on national priority programme areas

The speaker scored below average with 46 points out of the maximum score of 100 points. The speaker's performance of his primary role of presiding and preserving order in council was the highest performed (15 out of 25 points) while others parameters were poorly performed. Despite presiding over council, the speaker had no proper records of the proceedings of the business committee, lacked evidence of motions and bills presented to the council and had not adequately delegated his deputy speaker.

Despite his efforts in participating in communal and development activities¹¹, the speaker's scores in this parameter stood at 9 out 15 points. Poor scores were also registered in his contact with electorate (6 out 20) mainly arising from low attendance of the sub-county meetings, and lack of evidence regarding provision of feedback from the sub-county meetings to the council even in instances where he claimed to have attended these meetings.

6.4 Individual Councillors

Kamuli district council has a total of 30 councillors. With an estimated population of 669,900 in 2008, on average a councillor represented 22,330 people. In total, 29¹² councillors were assessed during the FY 2008/09 assessment. According to the Score-Card indicators, each of the councillors was assessed on their performance in the following areas: i) legislative role, ii) contact with electorate, ii) participation in communal development activities, iv) participation in lower local government councils and, v) monitoring of service delivery on national priority programme areas.

Performance of individual councillors varied with the highest score being 67 points while the least was 22 points. The average performance of the councillors was 46 points. In terms of gender, male councillors performed better than their female counterparts with an average score of 46 points compared to 45 points respectively. The best performed parameter was the legislative role where on average councillors scored 14 out of 25 while the worst performed parameter was participation in lower local government councils

10 During the Extraordinary Council Meeting held on 02/01/2009, Mr. Thomas Kategere was censured on grounds of Abuse of office. Breach of leadership code of conduct and incompetency.

11 He has contributed to the initiation of poultry projects in Nawanyago Sub County, in Kisozi to a vocation school –Kisozi Integrated Youth Project. Contributed piglets to Kyoziire women farmers association. He has also been very instrumental in initiating SACCOS in his Nawanyago.

12 Councillor Ruth Makoba was not assessed as she was sick.

(3 out of 10 points) and contact with electorate (6 out of 20 points). Table 5 shows the detailed performance of the councilors.

Table 5 Kamuli District Councilors Scores

Name	Gender	Legislative Role	Contact with Electorate	Participation in communal activities	Participation in LLGs	Service delivery on NPPAs	Total
Galisansana Vincent	Male	21	6	9	3	28	67
Wakabi Julius	Male	17	6	11	3	19	56
Koremu Edward	Male	17	9	5	6	19	56
Ngobi Robert	Male	18	6	8	6	16	54
Ngobi Fred Basoga	Male	17	6	8	6	16	53
Mpalabule Charkes	Male	18	6	9	3	17	53
Kabale Moses	Male	12	9	8	6	17	52
Byarugaba David	Male	16	6	8	3	18	51
Gwolaba Aaron	Male	15	9	8	1	17	50
Mbogo David	Male	17	4	9	3	16	49
Kanaku Michael	Male	16	6	9	3	13	47
Martin P Kyuka	Male	11	6	13	1	13	44
Nadhomi Magoma	Male	11	6	8	3	16	44
Isabirye Richard Kigozi	Male	11	4	9	1	18	43
Balinaine Peter	Male	13	6	9	3	12	43
Kifubangabo	Male	15	2	8	0	17	42
Alazia Ssozi	Male	10	6	8	3	14	41
Kibogo Wilson	Male	14	6	9	2	9	40
Buyinza Moses	Male	15	4	8	1	9	37
Kategere Thomas	Male	17	0	8	0	2	27
Muzaale Magabi Martin	Male	9	0	8	0	5	22
Average Performance Male							46.2
Hajat N. Watongola	Female	22	6	9	2	19	58
Bamutaza Norah	Female	16	9	9	3	16	53
Kagoya Mariam	Female	12	6	9	6	18	51
Kabenge Rose	Female	11	6	8	6	16	47
Kizito Sarah	Female	13	6	8	0	16	43
Betty Kalema	Female	13	6	8	2	13	42
Katalo Faridah	Female	7	10	5	5	9	36
Aisha Kanaku	Female	11	2	8	0	7	28
Average Score Female							44.8

Several reasons explain this varied performance. As an institution, council facilitates the conduction of council business like council sessions and council monitoring visits. This was a major determinant for performance. For example councilors mainly scored highly on their legislative role where monetary benefits are attached to attending

council sessions. On the contrary participation in lower local councils that has no direct monetary benefit was the least scored. Individually, councillors mainly engaged in activities that politically endeared them to their electorate. For example many of the councillors made material contributions to activities in their electoral areas. The specific issues under each parameter are summarized in Table 6.

Table 7: Key determinants of performance under each assessed parameter

Parameter	Key Issues
Legislative role	<ul style="list-style-type: none"> •Councillors recorded good performance in debating in plenary as well as committees •Low educated councillors, recorded low participation in debates •Debates though focused on community problems, lack research and analysis of issues •Attendance in both committees and council is high •Council debates on policy only in the scope and tradition of LGs in Uganda , no evidenced of long term strategic planning and debates were recorded •There is very low performance on moving of motions in council
Contact with Electorate	<ul style="list-style-type: none"> •Writing reports is severely lacking among councillors •Establishing a formal office is impossible for almost all leaders. •Councillors visit though they, do not have written programmes •Few councillors give feed back to council
Participation in communal and development projects	<ul style="list-style-type: none"> •Majority local government politicians contribute to communal projects •Many LG politicians do not link their communities to investors/NGOs/Development partners •Majority of the councillors initiated projects that include SACCOS, poultry among others •Local politicians encounter a lot of demands to contribute to projects
Participation in Lower Local Governments	<ul style="list-style-type: none"> •Most leaders do not attend sub county councils •Even those who attend, few had evidence of giving feedback •Most district leaders believe that LLGs do not , appreciate their participation in their councils and therefore do not invite them •There is evidence of lack of consistent cooperation between sub county leaders with district leaders
Service delivery on NPPAs	<ul style="list-style-type: none"> •Most leaders monitor programmes, but they do not write reports •There is limited formal feedback on monitoring for actions •Monitoring is not adequate •Most of the social economic problems need more input of mobilisation and monitoring by local government leaders. •Monitoring is under funded •Most councillors do not participate in media debates •Most councillors recorded good performance in natural resources protection

6.5 Scorecard performance of Special Interest Group Representatives

Political representation in the district includes special interest groups of women, youth and the people with disabilities. The rationale for electing special representatives of

special interest groups is that such representatives would pursue policy and operational agenda of interest to their constituencies in the process of council deliberations. Such interests may include articulating and setting specific policy priorities and influencing local council budget priorities in favor of policy and service delivery agendas that are consistent with the interests of their constituencies.

All the women councilors in Kamuli were elected as special interest representatives. The district has one youth councilor who also doubles as the district speaker. There are two councilors elected to represent PWDs although only the male representative was scored¹³. The average performance of women as a special interest group was 44.8 points with the highest performance from Councilor Hajat N. Watongola the woman councilor for Kamuli TC and Nabwigulu Sub-County who scored 58 points out of a total of 100 and the worst from Aisha Kanaku, woman councilor for Buyende Sub-County. The youth councilor exhibited poor performance with 46 points while the male PWD Councilor Wakabi Julius scored 56 points.

Besides the symbolic significance, there is no evidence to suggest that the presence of representatives of special interest groups adds specific value to the work of the council or in shaping the policy and service delivery priorities biased towards the interests of special interest groups.

13 Councilor Betty Nabirye Tibenkana the female PWD representative was bedridden during the year under review

7. KAMULI DISTRICT SCORE-CARD PERFORMANCE AND THE QUALITY OF PUBLIC SERVICES

The performance of the political arm of Kamuli District (Council - 58 points, chairperson - 81 points; speaker - 46 points councilors 46 for men and 44 for women) is generally poor. Similarly, there is poor state of service delivery in the district as discussed in section four with poor indicators for health, education, roads and water. Although no direct correlation can be made between political performance and service delivery, a number of factors both internal and institutional in nature are responsible for the poor political and poor service delivery as discussed below.

7.1 Structural factors for poor performance and poor service delivery

7.1.1 High dependence on the central government

Kamuli district is highly dependent on central government and donors for its budget. As discussed in Section 5 of this report, over 97% of the budget revenue is raised through central government grants. This level of dependency affects service delivery and overall performance of the district. Most grants from the Central Government are conditional and therefore earmarked for specific services. Only a slight degree of flexibility is permissible, but even so with restrictions. The unconditional grant, which is the only grant that LGs may use as part of their revenues, is mainly used to pay staff salaries. In many instances these funds are not adequate, creating a funding gap. This gap means that the district has to operate below the acceptable minimum personnel structures.

7.1.2 Political Power without Authority over Planning and Budgeting

Legally and politically, Local Government Councils are responsible for all Local Government functions as stipulated in the Local Government Act including: planning, financial accountability and the delivery of public goods and services. However, Kamuli political leadership holds no controlling or other appropriate authority to determine or direct how the funds allocated to the district are utilized. The Chief Administrative Officer who is the accounting officer of the district is appointed by the Central Government. Secondly, the various ministries including those responsible for Local Government and finance have developed a set of guidelines and procedures that limit the involvement of the Local Government council in the management of the district's financial resources including the procurement process. The guidelines and procedures enjoin the Council

to oversee the use of funds by the technical agencies of the Local Government but to ensure that they do not get involved in the governance of these resources. This is popularly referred to as the “eyes on, hands off” approach to the governance of Local Government council financial resources.

7.1.3 Absence of Strategic Development Planning and Implementation Targets

Kamuli district operates on the basis of the 3-year rolling DDP. The budgeting and implementation of the plan takes the form of an annual work plan with very short-term targets set for every financial year. There is no strategic long-term investment plan that can provide a framework for setting long-term development targets and budget allocations. For example, the council has no clearly defined targets for key sectors such as education, health, roads or even local revenue collection. Indeed, the absence of long-term strategic development targets denies the council the opportunity to operate in a more strategic manner and to measure their own performance on the basis of clearly defined development and service delivery benchmarks.

7.1.4 Quality of District Councilors and other Capacity Issues

The quality of councilors is mainly affected by the level education. At the moment, there is no minimum education requirement for anyone to hold the office of a district councilor in Kamuli district, as is the case in all other districts. In fact, councilors are not required to submit any academic papers as part of the eligibility requirements to contest for the office of a councilor. There is widespread consensus that councilors with very low levels of education failed to express themselves during plenary while some could not make written contributions to any committee. The low levels of education undermine effective debate and interaction among councilors and the highly educated technical staff whom they are presumably supposed to supervise. Indeed, various councilors pointed out this as one of the major challenges some of their colleagues faced in discharging their statutory and political functions as envisaged under the Local Government Act. Evidence from the assessment showed that councilors with higher levels of education (Degree, Certificates or their equivalent) debated and contributed more significantly and objectively during plenary and committee meetings.

On the other hand, some of the councilors lack basic skills and tools that are essential in discharging the roles and responsibilities of councilors. For example, the recorded district Council proceedings did not include appropriate attribution that could enable a qualitative analysis of the contributions of individual councilors. Besides, the councilors themselves did not keep a coherent record of their activities and contributions. Most councilors did not have diaries or note books while others used loose record options and cell phones that could not be tendered as evidence of performance at the time of the assessment.

7.2 Operational Factors Affecting Performance of Kamuli District Council

7.2.1 Political Intrigue

Politics in Kamuli district is influenced by political factions that are composed of leaders aligned to political parties as well as traditional leadership. This polarizing politics is an impediment to service delivery as it affects the functioning of not only the politicians but also the technical staff. Details from an excerpt adapted from the New Vision paint a grim picture of the effect this politics has on service delivery.

Only unity of leaders will redeem Kamuli

By Geoffrey Namukoye

Adapted from New Vision, Tuesday, 17th February, 2009

In January, the district council censured the district speaker; to people in Kamuli, this was not a surprise because open-minded people in Kamuli do not stay for long. Kamuli for example, has a very low latrine-coverage and our political leaders cannot openly come out against this, for fear of losing votes. The speaker was instrumental in criticising incompetent individuals in council meetings and on radio stations simply because he cannot afford to call a spade by another name.

On January 26, The New Vision reported the arrest of the Kamuli district education officer (DEO) on orders of the Inspector General of Government (IGG). One of the counts for the arrest was that the DEO authorised recruitment of over 50 teachers who had no minimum qualifications. In this case, the chairman district service commission should be brought to book too, for recruiting persons with fake papers. Such uncouth procedures are the reason for the declining academic performance in our schools. Out of 3,413 students who enrolled for Uganda Certificate of Education in 2008, only 79 in Kamuli passed in first grade, a result attainable by a single school in the central region.

In 2006, grievances between the CAO and the DEO led to the expulsion of the latter. For over 14 years, Kamuli has never had an LC5 chairperson complete a political term of office, which consists of five years. So far, six have served in this position with one, Kawugu Kawoya triumphing and being brought down twice.

Kamuli has no substantive chief finance officer, district engineer, DEO, town clerk, CAO for Budiope County, deputy CAO and an inspector of schools. All the above gaps are filled with people in acting capacities. Most DEOs and LC5s who served in Kamuli have, in one way or another, left office against their wish. Our leaders now live in conditioned fear over job security. Job uncertainty creates room for embezzlement of state funds. Secondly, this environment undermines the moral authority of the top administrators to question incompetence at the grassroot.

The 23rd NRM anniversary celebrations in Kisozi sub-county crowned it all, when Kamuli Woman MP, who doubled as chief guest, castigated the IGG for ordering the arrest of the DEO. she accused the IGG for resurrecting old cases in a selective manner. In my view, the MP's attack on the IGG was biased and uncalled for.

History has it that Akoyo the former DEO, former LC5, now presidential adviser eastern region (Kawugu Kawoya), Kirunda Kivejinja, ousted speaker Tom Kategere are not in good books with Kamuli Woman MP and her group.

With such divisions among top leaders, Kamuli is bound to collapse like a pile of cards. Remember the good old saying; united we stand, divided we fall.

7.2.2 Poor record keeping

Councilors in Kamuli district exhibited poor record keeping in relation to their activities as elected leaders. For example although many councilors made contributions during meetings and met with their electorate, there was no record to deduce evidence to this effect. Some councilors did not have diaries or note books while others used loose record options and cell phones. At the council level, it was evident that while councilors claimed to having made contributions during plenary, many of these were not recorded by the clerk to council due to errors of omission or commission.

7.2.3 Civic incompetence

There is wide civic incompetence manifested in lack of basic knowledge by the public on key roles of councilors and local government system functioning. Citizens in Kamuli district were found to be having serious misperceptions on the roles of councilors hence some see them as people who are supposed to burry, attend local parties and make contributions to individual and community problems. They lack knowledge on key aspects like planning cycle of local governments, their roles, rights and entitlements from local governments. This builds a citizen laissez faire attitude that was identified to be an inhibitor for the public's participation in planning, budgeting and implementation of the local government's programmes.

8. RECOMMENDATIONS AND GENERAL CONCLUSIONS

The findings from the district Score-Card partly explain the quality of service delivery in Kamuli District. A number of structural, policy and operational factors that impinge on the quality of services have been identified from the assessment. While most councilors maybe aware of their duties, roles and obligations as stipulated in the Local Government Act, commitment to their implementation and realization was not forthcoming. In addition, there was poor documents and record keeping on the part of the political leaders and a discernable detachment from the electorate. The following are specific recommendations that the council can undertake to improve its performance and that of its councilors as a means of improving service delivery at the district level.

8.1 Advocacy for a changed budget architecture

The high dependency on central government transfers makes the district a mere agent of the central government rather than fully fledged local governments as envisaged under article 178 of the constitution. Kamuli district should work with other local governments through the Uganda Local Government Association (ULGA) to advocate for a change in the current budget architecture. It is important that the national budget resources should be shared between the central government and the local governments so that local governments do not have to depend on sectoral conditional grants.

8.2 Adopt minimum education qualifications for council members

Although the current legal framework does not stipulate minimum academic qualifications for council members, Kamuli district council should provide leadership by requiring that persons seeking to be members of the council possess the minimum qualification of advanced level education or its equivalent. Appropriate academic qualifications are essential in ensuring quality and robust debate in council and the supervision of council senior technical staff who are often educated up to graduate level.

8.3 Formulate a comprehensive and integrated long-term development plan

The district should be managed with more long term development plans. The current 3 - Year rolling plan which is presented in form of work plans does not address strategic

long term development interests of the district. For Kamuli district to develop, a long term strategic plan that transcends beyond regimes and personalities ought to be in place. Such a plan would also enable the council set long-term development targets and periodic performance benchmarks on the basis of which it can evaluate its performance and progress. This will further address the problems of political intrigue in the district cited in Section 7.

8.4 Continuous orientation and training for councilors

The orientation and training offered to the council by the Ministry of Local Government should be made more systematic, regular and on an annual basis. Such orientation should cover the roles and functions of the council in the delivery of public services, mission and vision of the council, mechanisms of accountability to the city residents and other important development and planning related training.

8.5 Contact with the electorate

Accessing public information in Kamuli is difficult, a situation that partly explains the low civic competence in the district. Deliberate effort by the district to establish more meaningful citizens' interface should be taken. There is clearly no platform where the district chairman and other political leaders engage in a dialogue with the district residents. It is recommended that "District Town Hall Platform" be convened every quarter where the district political leaders and technical staff can engage with the electorate to discuss the concerns of the residents in a more informal but business-like manner. This will infuse more ideas into how the district is run and help build confidence and trust among the district leadership and the residents. This will also provide an opportunity to educate the communities about the roles and responsibilities of the councilors and the need to use such benchmarks to assess their leaders' performance.

9. CONCLUSION

The Kamuli District Council Score-Card reveals a 58 point score by the council and its organs. This assessment has attempted to provide some explanations for this performance and to offer potential solutions to address the current service delivery deficit in the Kamuli district. The Score-Card administration process also raised key questions regarding the Score-Card methodology. The key question that will need to be addressed as part of the methodology development process is to include scores that clearly inquire into the cause-effect relationship between Score-Card performance, the quality of service delivery and, voice and accountability. Finally, this assessment represents the most evidence-based performance assessment of Kamuli District Council and hence presents an opportunity for investing in creating a more robust local government that is responsive to the service delivery needs of the district residents.

REFERENCES

- Kamuli District (2006).** Kamuli District Budget Approved 2006/2007
_____ (2008). Kamuli District Budget 2007/2008
_____ (2008). Kamuli District Budget Approved 2008/2009
_____ (2008). Minutes for Ordinary Council Meeting held on 29th September 2008
_____ (2008). Minutes for Ordinary Council Meeting held on 26th August 2008
_____ (2009). Minutes for Ordinary Council Meeting held on 25th February 2009
_____ (2009). Minutes for Ordinary Council Meeting held on 12th June 2009
_____ (2009). Minutes for Extra-Ordinary Council Meeting held on 2nd January 2009
_____ (2009). Kamuli District Statistical Abstract (2009)
_____ (2009). Kamuli District Budget Framework Paper 2009/2010
_____ (2009). Kamuli District Development plan 2009/2010-2011/2012.
- MoLG (2008). Synthesis Report for Annual National Assessment of Performance Measures and Minimum Conditions for Local Governments
- MoLG (2009). Synthesis Report for Annual National Assessment Reports from Ministry of Local Government
- NPA (2009). Baseline Data on Profiles, Current Service Delivery Levels and Gaps for Local Governments in Uganda
- Office of the Auditor General (2009). Annual Report of the Auditor General for the Year Ended 30th June 2009 Volume 3 Local Authorities
- Republic of Uganda (1995), Constitution of Uganda 1995 Section 11, Articles 176-189,
_____ (1997), Local Government Act 1997,
_____ (2005), Local Government Amendment Act 2005,
_____ (2006), Local Government Amendment Act 2006
- Tumushabe, G., et al (2010), Monitoring and Assessing the Performance of LG Councils in Uganda: Background, Methodology and Scorecard. ACODE Policy Research Series No. 31 2010 Kampala
- UBOS (2009), 2009 Statistical Abstract

Annexes

List of Councilors in Kamuli

No.	NAME	Constituency	Status of assessment
1	Stephen Mubiru	Chairpesron	Yes
2	Samuel Bamwore	Speaker/Youth councilor	Yes
3	Aisha Kanaku	D/C Buyende	Yes
4	Alazia Ssozi	D/C Kagulu	Yes
5	Betty Kalema	D/C Namsagali/Balawoli	Yes
6	Betty Nabirye Tibenkana	D/C	No
7	Charles Mpalabule	D/C Kisozi	Yes
8	David Byarugaba	D/C Nkondo	Yes
9	David Mbago	D/C Nawanyago	Yes
10	Hajat N. Watongola	Kamuli TC/ Nabwigulu	Yes
11	Edward Kuremu K	D/C Kamuli Town Council	Yes
12	Faridah Katalo	D/C Kitayunjwa	Yes
13	Fred Basoga Ngobi	D/C Butansi	Yes
14	Julius Wakabi	D/C PWD	Yes
15	Mariam Kagoya Mawerere	D/C Wankole/Nawanyago	Yes
16	Martin Kyuka	D/C Nabwigulu	Yes
17	Martin Muzale Magabi	D/C Bugolombya	Yes
18	Micheal Kanaku	D/C Buyende	Yes
19	Micheal Kifubangabo	D/C Bulopa	Yes
20	Moses Buyinza	D/C Wankole	Yes
21	Moses Kabaale	D/C Namasagali	Yes
22	Nadhomi Magoma	Bugoya	Yes
23	Norah N. Bamutaze	D/C Namwendwa/Bulopa	Yes
24	Peter Balinaine	D/C Namwendwa	Yes
25	Richard Isabirye	D/C Kisozi	Yes
26	Robert Ngobi	D/C Kagulu	Yes
27	Rose Kabenge	D/Speaker	Yes
28	Ruth Mukoba	D/C	No
29	Sarah Kizito	D/C Kisozi/Mbulamuti	Yes
30	Thomas Kategere	D/C Kitayunjwa	Yes
31	Vicent Galisansana	Vice C/Man	Yes
32	Wilson Kibogo	D/C Mbulamuti	Yes

Kamuli District Council

Score 58

	Council	Actual Score	Maximum Score
	LEGISLATIVE ROLE	14	20
a	Adopted model rules of Procedure with/without amendments	4	4
b	Ordinances	2	4
c	Passed motions for resolutions on policy	2	2
d	Evidence of legislative resources	2	4
e	Petitions & Focused Tours	2	4
f	Held council meetings on time	2	2
	ACCOUNTABILITY ROLE	10	20
a	Public Accounts Committee (PAC)	2	4
b	Public Funds	4	4
c	Internal Assessment	2	4
d	Public Hearings	0	4
e	Involvement of CSOs, CBOs, Citizens	2	4
	PLANNING & BUDGETING	8	12
a	Existence of Plans & Vision	4	4
b	Existence of Local Government Budget Framework Paper	1	1
c	Prior approval of the Development Plan before the Budget approval	1	1
d	Approved budget within time according to the law	1	1
e	Active Technical Planning Committee	1	1
f	Monitoring and Evaluation	0	4
	SERVICE DELIVERY ON NATIONAL PRIORITY PROGRAMMES	26	48
A	Education	5	8
B	Health	8	8
C	Water and Sanitation	3	8
D	Roads	4	8
E	Agriculture and Extension	2	8
F	Functional Adult Literacy	2	3
G	Environment and Natural Resources	2	5
	Total	58	100

District Chairperson**Name: Mubiru Stephen****Designation: District Chairperson****Score 81**

	District Chairperson	Actual Score	Maximum Score
	POLITICAL LEADERSHIP	17	20
a	Presiding at meetings of Executive Committee	3	3
b	Monitoring and administration	5	5
c	Evidence of a report made to council on the state of affairs of the District	2	2
d	Overseeing Performance of civil servants	2	5
e	Recommended to council persons to be appointed members of DSC and other boards/committees.	5	5
	LEGISLATIVE ROLE	16	20
a	Regular attendance of Plenary sessions, Committees	5	5
b	Motions/Bills presented by the Executive and passed	8	8
c	Initiated and formulated policies	3	7
	CONTACT WITH ELECTORATE	11	15
a	Evidence of a Programme of meetings with Electorate	1	5
b	Evidence of public notice of decisions of the Council to the electorate	5	5
c	Evidence of issues raised by the electorate to the Executive /Council	5	5
	PARTICIPATION IN COMMUNAL AND DEVELOPMENT ACTIVITIES	15	15
a	Projects initiated	5	5
b	Contributions to communal Projects/activities	5	5
c	Linking the community to Development Partners/NGOs	5	5
	SERVICE DELIVERY ON NATIONAL PRIORITY PROGRAMMES AREAS	22	30
a	Monitoring and giving feedback to Council	5	5
b	Attended NAADS/PMA/other programs meetings	2	5
c	Attended functional Adult literacy session	2	5
d	Visited Health units in every Lower local government	5	5
e	Visited schools in every sub-county	5	5
f	Participated in a Radio/Television Talk show in any media	1	3
g	Environment and Natural Resources protection	2	2
	Total	81	100

District Speaker**Name: Bamwore Samuel****Designation: Speaker****Score: 46**

	District Speaker	Actual Score	Maximum Score
	PRESIDING AND PRESERVATION OF ORDER IN THE COUNCIL	15	25
a	Chairing lawful council/ meetings	3	3
b	Rules of procedure	6	6
c	Business Committee	2	3
d	Delegated to the Deputy Speaker at least once	2	5
e	Evidence of a records book with Issues/ petitions presented to the office	0	2
f	Evidence of record of motions/bills presented in council	0	3
g	Provided special skills/knowledge to the Council or committees.	2	5
	CONTACT WITH ELECTORATE	6	20
a	Evidence of a written Programme of meetings with Electorate	2	5
b	Office or coordinating centre in the constituency	2	5
c	Evidence of Reports of decisions of the Council taken to the electorate	1	5
d	Evidence of issues raised by the electorate	1	5
	PARTICIPATION IN COMMUNAL AND DEVELOPMENT ACTIVITIES	9	15
a	Projects initiated	5	5
b	Contributions to communal Projects/activities	3	5
c	Linking the community to Development Partners/NGOs	1	5
	PARTICIPATION IN LOWER LOCAL GOVERNMENT	3	10
a	Attendance in sub - county Council sessions	2	5
b	Evidence of giving feedback to the sub-county Council from District Council.	1	5
	SERVICE DELIVERY ON NATIONAL PRIORITY PROGRAMME AREAS	16	30
a	Monitoring and giving feedback to council	2	5

b	Attended NAADS/PMA/other related programs meetings	5	5
c	Attended functional Adult literacy session	2	5
d	Visited Health units in constituent sub-county	2	5
e	Visited schools in constituent sub-county	2	5
f	Participated in a Radio/Television Talk show in any media.	1	3
g	Participated in an activity that promotes sustainable environment & natural resource use	2	2
Total		46	100

District Councilors**Name: Galisansana Vincent****Designation: Councilor Balawoli****Score: 67**

	Councilor	Actual Score	Maximum Score
	1. LEGISLATIVE ROLE	21	25
a	Participation in plenary session	5	5
b	Participation in Committees	5	5
c	Moved motion without notice	2	2
d	Moved motion on notice	3	3
e	Regular attendance of plenary	3	3
f	Regular attendance of committee	2	2
g	Special knowledge to council	0	2
h	Special knowledge to committee	0	2
g	Special knowledge Explanation on issue	1	1
	2. CONTACT WITH ELECTORATE	6	20
a	Evidence of a written Programme of meetings with Electorate	2	5
b	Existence of Office or coordinating office	2	2
c	Functional Office or coordinating office	0	3
d	Evidence of Reports of decisions of the Council taken to the electorate	1	5
e	Issues raised by electorate taken to council	1	5
	3. PARTICIPATION IN COMMUNAL AND DEVELOPMENT ACTIVITIES IN HIS/HER ELECTORAL AREA	9	15
a	Projects initiated	5	5
b	Provided Written advice as contributions to communal projects	0	2
c	Material Contributions to communal projects	3	3
d	Signed one Memorandum of Understanding (MoU) / evidence of Lobbying a development partner	1	3
e	Implemented MoU	0	2
	4. PARTICIPATION IN LOWER LOCAL GOVERNMENT	3	10
a	Attendance in sub - county Council sessions	2	5
b	Evidence of giving feedback to the sub-county Council from District Council.	1	5
	5. SERVICE DELIVERY ON NATIONAL PRIORITY PROGRAMME AREAS	28	30
a	Monitoring and giving feedback to council	5	5
b	Attended NAADS/PMA /other programs meetings	5	5
c	Attended functional Adult literacy session	5	5
d	Visited Health units in the constituent sub-county	5	5
e	Visited schools in every sub-county	5	5
f	Participated in a Radio Talk show in any media.	1	1
g	Participated in a Television Talk show in any media.	0	1
h	Written an article in a News Paper	0	1
i	Participated in an activity that promotes Sustainable Environment and Natural Resource Use	2	2
	TOTAL	67	100

Name: Hajat N. Watongola

Designation: Councilor Kamuli TC/ Nabwigulu

Score: 58

	Councilor	Actual Score	Maximum Score
	1. LEGISLATIVE ROLE	22	25
a	Participation in plenary session	5	5
b	Participation in Committees	5	5
c	Moved motion without notice	2	2
d	Moved motion on notice	0	3
e	Regular attendance of plenary	3	3
f	Regular attendance of committee	2	2
g	Special knowledge to council	2	2
h	Special knowledge to committee	2	2
g	Special knowledge Explanation on issue	1	1
	2. CONTACT WITH ELECTORATE	6	20
a	Evidence of a written Programme of meetings with Electorate	2	5
b	Existence of Office or coordinating office	2	2
c	Functional Office or coordinating office	0	3
d	Evidence of Reports of decisions of the Council taken to the electorate	1	5
e	Issues raised by electorate taken to council	1	5
	3. PARTICIPATION IN COMMUNAL AND DEVELOPMENT ACTIVITIES IN HIS/HER ELECTORAL AREA	9	15
a	Projects initiated	5	5
b	Provided Written advice as contributions to communal projects	0	2
c	Material Contributions to communal projects	3	3
d	Signed one Memorandum of Understanding (MoU) / evidence of Lobbying a development partner	1	3
e	Implemented MoU	0	2
	4. PARTICIPATION IN LOWER LOCAL GOVERNMENT	2	10
a	Attendance in sub - county Council sessions	2	5
b	Evidence of giving feedback to the sub-county Council from District Council.	0	5
	5. SERVICE DELIVERY ON NATIONAL PRIORITY PROGRAMME AREAS	19	30
a	Monitoring and giving feedback to council	5	5
b	Attended NAADS/PMA /other programs meetings	5	5
c	Attended functional Adult literacy session	2	5
d	Visited Health units in the constituent sub-county	2	5
e	Visited schools in every sub-county	2	5
f	Participated in a Radio Talk show in any media.	1	1
g	Participated in a Television Talk show in any media.	0	1
h	Written an article in a News Paper	0	1
i	Participated in an activity that promotes Sustainable Environment and Natural Resource Use	2	2
	TOTAL	58	100

Name: Wakabi Julius**Designation: Councilor PWD****Score: 56**

	Councilor	Actual Score	Maximum Score
	1. LEGISLATIVE ROLE	17	25
a	Participation in plenary session	5	5
b	Participation in Committees	4	5
c	Moved motion without notice	2	2
d	Moved motion on notice	0	3
e	Regular attendance of plenary	3	3
f	Regular attendance of committee	2	2
g	Special knowledge to council	0	2
h	Special knowledge to committee	0	2
g	Special knowledge Explanation on issue	1	1
	2. CONTACT WITH ELECTORATE	6	20
a	Evidence of a written Programme of meetings with Electorate	2	5
b	Existence of Office or coordinating office	2	2
c	Functional Office or coordinating office	0	3
d	Evidence of Reports of decisions of the Council taken to the electorate	1	5
e	Issues raised by electorate taken to council	1	5
	3.PARTICIPATION IN COMMUNAL AND DEVELOPMENT ACTIVITIES IN HIS/HER ELECTORAL AREA	11	15
a	Projects initiated	5	5
b	Provided Written advice as contributions to communal projects	2	2
c	Material Contributions to communal projects	3	3
d	Signed one Memorandum of Understanding (MoU) / evidence of Lobbying a development partner	1	3
e	Implemented MoU	0	2
	4. PARTICIPATION IN LOWER LOCAL GOVERNMENT	3	10
a	Attendance in sub - county Council sessions	2	5
b	Evidence of giving feedback to the sub-county Council from District Council.	1	5
	5. SERVICE DELIVERY ON NATIONAL PRIORITY PROGRAMME AREAS	19	30
a	Monitoring and giving feedback to council	5	5
b	Attended NAADS/PMA /other programs meetings	5	5
c	Attended functional Adult literacy session	2	5
d	Visited Health units in the constituent sub-county	2	5
e	Visited schools in every sub-county	2	5
f	Participated in a Radio Talk show in any media.	1	1
g	Participated in a Television Talk show in any media.	0	1
h	Written an article in a News Paper	0	1
i	Participated in an activity that promotes Sustainable Environment and Natural Resource Use	2	2
	TOTAL	56	100

Name: Koremu Edward**Designation: Councilor Kamuli TC****Score: 56**

	Councilor	Actual Score	Maximum Score
	1. LEGISLATIVE ROLE	17	25
a	Participation in plenary session	5	5
b	Participation in Committees	5	5
c	Moved motion without notice	0	2
d	Moved motion on notice	0	3
e	Regular attendance of plenary	3	3
f	Regular attendance of committee	2	2
g	Special knowledge to council	0	2
h	Special knowledge to committee	2	2
g	Special knowledge Explanation on issue	0	1
	2. CONTACT WITH ELECTORATE	9	20
a	Evidence of a written Programme of meetings with Electorate	2	5
b	Existence of Office or coordinating office	2	2
c	Functional Office or coordinating office	3	3
d	Evidence of Reports of decisions of the Council taken to the electorate	1	5
e	Issues raised by electorate taken to council	1	5
	3.PARTICIPATION IN COMMUNAL AND DEVELOPMENT ACTIVITIES IN HIS/HER ELECTORAL AREA	5	15
a	Projects initiated	1	5
b	Provided Written advice as contributions to communal projects	0	2
c	Material Contributions to communal projects	3	3
d	Signed one Memorandum of Understanding (MoU) / evidence of Lobbying a development partner	1	3
e	Implemented MoU	0	2
	4. PARTICIPATION IN LOWER LOCAL GOVERNMENT	6	10
a	Attendance in sub - county Council sessions	5	5
b	Evidence of giving feedback to the sub-county Council from District Council.	1	5
	5. SERVICE DELIVERY ON NATIONAL PRIORITY PROGRAMME AREAS	19	30
a	Monitoring and giving feedback to council	5	5
b	Attended NAADS/PMA /other programs meetings	5	5
c	Attended functional Adult literacy session	2	5
d	Visited Health units in the constituent sub-county	2	5
e	Visited schools in every sub-county	2	5
f	Participated in a Radio Talk show in any media.	1	1
g	Participated in a Television Talk show in any media.	0	1
h	Written an article in a News Paper	0	1
i	Participated in an activity that promotes Sustainable Environment and Natural Resource Use	2	2
	TOTAL	56	100

Name: Ngobi Robert**Designation: Councilor Kagulu****Score: 54**

	Councilor	Actual Score	Maximum Score
	1. LEGISLATIVE ROLE	18	25
a	Participation in plenary session	5	5
b	Participation in Committees	5	5
c	Moved motion without notice	2	2
d	Moved motion on notice	0	3
e	Regular attendance of plenary	3	3
f	Regular attendance of committee	2	2
g	Special knowledge to council	0	2
h	Special knowledge to committee	0	2
g	Special knowledge Explanation on issue	1	1
	2. CONTACT WITH ELECTORATE	6	20
a	Evidence of a written Programme of meetings with Electorate	2	5
b	Existence of Office or coordinating office	2	2
c	Functional Office or coordinating office	0	3
d	Evidence of Reports of decisions of the Council taken to the electorate	1	5
e	Issues raised by electorate taken to council	1	5
	3. PARTICIPATION IN COMMUNAL AND DEVELOPMENT ACTIVITIES IN HIS/HER ELECTORAL AREA	8	15
a	Projects initiated	5	5
b	Provided Written advice as contributions to communal projects	0	2
c	Material Contributions to communal projects	3	3
d	Signed one Memorandum of Understanding (MoU) / evidence of Lobbying a development partner	0	3
e	Implemented MoU	0	2
	4. PARTICIPATION IN LOWER LOCAL GOVERNMENT	6	10
a	Attendance in sub - county Council sessions	5	5
b	Evidence of giving feedback to the sub-county Council from District Council.	1	5
	5. SERVICE DELIVERY ON NATIONAL PRIORITY PROGRAMME AREAS	16	30
a	Monitoring and giving feedback to council	5	5
b	Attended NAADS/PMA /other programs meetings	5	5
c	Attended functional Adult literacy session	0	5
d	Visited Health units in the constituent sub-county	2	5
e	Visited schools in every sub-county	2	5
f	Participated in a Radio Talk show in any media.	0	1
g	Participated in a Television Talk show in any media.	0	1
h	Written an article in a News Paper	0	1
i	Participated in an activity that promotes Sustainable Environment and Natural Resource Use	2	2
	TOTAL	54	100

Name: Bamutaza Norah**Designation: Councilor Namwendwa/Bulopa****Score: 53**

	Councilor	Actual Score	Maximum Score
	1. LEGISLATIVE ROLE	16	25
a	Participation in plenary session	4	5
b	Participation in Committees	4	5
c	Moved motion without notice	2	2
d	Moved motion on notice	0	3
e	Regular attendance of plenary	3	3
f	Regular attendance of committee	2	2
g	Special knowledge to council	0	2
h	Special knowledge to committee	0	2
g	Special knowledge Explanation on issue	1	1
	2. CONTACT WITH ELECTORATE	9	20
a	Evidence of a written Programme of meetings with Electorate	5	5
b	Existence of Office or coordinating office	2	2
c	Functional Office or coordinating office	0	3
d	Evidence of Reports of decisions of the Council taken to the electorate	1	5
e	Issues raised by electorate taken to council	1	5
	3. PARTICIPATION IN COMMUNAL AND DEVELOPMENT ACTIVITIES IN HIS/HER ELECTORAL AREA	9	15
a	Projects initiated	5	5
b	Provided Written advice as contributions to communal projects	0	2
c	Material Contributions to communal projects	3	3
d	Signed one Memorandum of Understanding (MoU) / evidence of Lobbying a development partner	1	3
e	Implemented MoU	0	2
	4 PARTICIPATION IN LOWER LOCAL GOVERNMENT	3	10
a	Attendance in sub - county Council sessions	2	5
b	Evidence of giving feedback to the sub-county Council from District Council.	1	5
	5. SERVICE DELIVERY ON NATIONAL PRIORITY PROGRAMME AREAS	16	30
a	Monitoring and giving feedback to council	5	5
b	Attended NAADS/PMA /other programs meetings	5	5
c	Attended functional Adult literacy session	0	5
d	Visited Health units in the constituent sub-county	2	5
e	Visited schools in every sub-county	2	5
f	Participated in a Radio Talk show in any media.	0	1
g	Participated in a Television Talk show in any media.	0	1
h	Written an article in a News Paper	0	1
i	Participated in an activity that promotes Sustainable Environment and Natural Resource Use	2	2
	TOTAL	53	100

Name: Ngobi Fred Basoga**Designation: Councilor Butansi****Score: 53**

	Councilor	Actual Score	Maximum Score
	1. LEGISLATIVE ROLE	17	25
a	Participation in plenary session	5	5
b	Participation in Committees	5	5
c	Moved motion without notice	2	2
d	Moved motion on notice	0	3
e	Regular attendance of plenary	3	3
f	Regular attendance of committee	2	2
g	Special knowledge to council	0	2
h	Special knowledge to committee	0	2
g	Special knowledge Explanation on issue	0	1
	2. CONTACT WITH ELECTORATE	6	20
a	Evidence of a written Programme of meetings with Electorate	2	5
b	Existence of Office or coordinating office	2	2
c	Functional Office or coordinating office	0	3
d	Evidence of Reports of decisions of the Council taken to the electorate	1	5
e	Issues raised by electorate taken to council	1	5
	3. PARTICIPATION IN COMMUNAL AND DEVELOPMENT ACTIVITIES IN HIS/HER ELECTORAL AREA	8	15
a	Projects initiated	5	5
b	Provided Written advice as contributions to communal projects	0	2
c	Material Contributions to communal projects	3	3
d	Signed one Memorandum of Understanding (MoU) / evidence of Lobbying a development partner	0	3
e	Implemented MoU	0	2
	4 PARTICIPATION IN LOWER LOCAL GOVERNMENT	6	10
a	Attendance in sub - county Council sessions	5	5
b	Evidence of giving feedback to the sub-county Council from District Council.	1	5
	5. SERVICE DELIVERY ON NATIONAL PRIORITY PROGRAMME AREAS	16	30
a	Monitoring and giving feedback to council	5	5
b	Attended NAADS/PMA /other programs meetings	5	5
c	Attended functional Adult literacy session	0	5
d	Visited Health units in the constituent sub-county	2	5
e	Visited schools in every sub-county	2	5
f	Participated in a Radio Talk show in any media.	0	1
g	Participated in a Television Talk show in any media.	0	1
h	Written an article in a News Paper	0	1
i	Participated in an activity that promotes Sustainable Environment and Natural Resource Use	2	2
	TOTAL	53	100

Name Mpalabule Charles

Designation: Councilor Kisozi

Score: 53

	Councilor	Actual Score	Maximum Score
	1. LEGISLATIVE ROLE	18	25
a	Participation in plenary session	5	5
b	Participation in Committees	5	5
c	Moved motion without notice	2	2
d	Moved motion on notice	0	3
e	Regular attendance of plenary	3	3
f	Regular attendance of committee	2	2
g	Special knowledge to council	0	2
h	Special knowledge to committee	0	2
g	Special knowledge Explanation on issue	1	1
	2. CONTACT WITH ELECTORATE	6	20
a	Evidence of a written Programme of meetings with Electorate	2	5
b	Existence of Office or coordinating office	2	2
c	Functional Office or coordinating office	0	3
d	Evidence of Reports of decisions of the Council taken to the electorate	1	5
e	Issues raised by electorate taken to council	1	5
	3. PARTICIPATION IN COMMUNAL AND DEVELOPMENT ACTIVITIES IN HIS/HER ELECTORAL AREA	9	15
a	Projects initiated	5	5
b	Provided Written advice as contributions to communal projects	0	2
c	Material Contributions to communal projects	3	3
d	Signed one Memorandum of Understanding (MoU) / evidence of Lobbying a development partner	1	3
e	Implemented MoU	0	2
	4. PARTICIPATION IN LOWER LOCAL GOVERNMENT	3	10
a	Attendance in sub - county Council sessions	2	5
b	Evidence of giving feedback to the sub-county Council from District Council.	1	5
	5. SERVICE DELIVERY ON NATIONAL PRIORITY PROGRAMME AREAS	17	30
a	Monitoring and giving feedback to council	5	5
b	Attended NAADS/PMA /other programs meetings	5	5
c	Attended functional Adult literacy session	0	5
d	Visited Health units in the constituent sub-county	2	5
e	Visited schools in every sub-county	2	5
f	Participated in a Radio Talk show in any media.	1	1
g	Participated in a Television Talk show in any media.	0	1
h	Written an article in a News Paper	0	1
i	Participated in an activity that promotes Sustainable Environment and Natural Resource Use	2	2
	TOTAL	53	100

Name: Kabale Moses**Designation: Councilor Namasagali****Score 52**

	Councilor	Actual Score	Maximum Score
	1. LEGISLATIVE ROLE	12	25
a	Participation in plenary session	3	5
b	Participation in Committees	4	5
c	Moved motion without notice	0	2
d	Moved motion on notice	0	3
e	Regular attendance of plenary	3	3
f	Regular attendance of committee	2	2
g	Special knowledge to council	0	2
h	Special knowledge to committee	0	2
g	Special knowledge Explanation on issue	0	1
	2. CONTACT WITH ELECTORATE	9	20
a	Evidence of a written Programme of meetings with Electorate	2	5
b	Existence of Office or coordinating office	2	2
c	Functional Office or coordinating office	3	3
d	Evidence of Reports of decisions of the Council taken to the electorate	1	5
e	Issues raised by electorate taken to council	1	5
	3. PARTICIPATION IN COMMUNAL AND DEVELOPMENT ACTIVITIES IN HIS/HER ELECTORAL AREA	8	15
a	Projects initiated	5	5
b	Provided Written advice as contributions to communal projects	0	2
c	Material Contributions to communal projects	3	3
d	Signed one Memorandum of Understanding (MoU) / evidence of Lobbying a development partner	0	3
e	Implemented MoU	0	2
	4. PARTICIPATION IN LOWER LOCAL GOVERNMENT	6	10
a	Attendance in sub - county Council sessions	5	5
b	Evidence of giving feedback to the sub-county Council from District Council.	1	5
	5. SERVICE DELIVERY ON NATIONAL PRIORITY PROGRAMME AREAS	17	30
a	Monitoring and giving feedback to council	5	5
b	Attended NAADS/PMA /other programs meetings	5	5
c	Attended functional Adult literacy session	0	5
d	Visited Health units in the constituent sub-county	2	5
e	Visited schools in every sub-county	2	5
f	Participated in a Radio Talk show in any media.	1	1
g	Participated in a Television Talk show in any media.	0	1
h	Written an article in a News Paper	0	1
i	Participated in an activity that promotes Sustainable Environment and Natural Resource Use	2	2
	TOTAL	52	100

Name: Kagoya Mariam**Designation: Councilor Wankole/Nawanyago****Score: 51**

	Councilor	Actual Score	Maximum Score
	1. LEGISLATIVE ROLE	16	25
a	Participation in plenary session	5	5
b	Participation in Committees	5	5
c	Moved motion without notice	0	2
d	Moved motion on notice	0	3
e	Regular attendance of plenary	3	3
f	Regular attendance of committee	2	2
g	Special knowledge to council	0	2
h	Special knowledge to committee	0	2
g	Special knowledge Explanation on issue	1	1
	2. CONTACT WITH ELECTORATE	6	20
a	Evidence of a written Programme of meetings with Electorate	2	5
b	Existence of Office or coordinating office	2	2
c	Functional Office or coordinating office	0	3
d	Evidence of Reports of decisions of the Council taken to the electorate	1	5
e	Issues raised by electorate taken to council	1	5
	3. PARTICIPATION IN COMMUNAL AND DEVELOPMENT ACTIVITIES IN HIS/HER ELECTORAL AREA	8	15
a	Projects initiated	5	5
b	Provided Written advice as contributions to communal projects	0	2
c	Material Contributions to communal projects	3	3
d	Signed one Memorandum of Understanding (MoU) / evidence of Lobbying a development partner	0	3
e	Implemented MoU	0	2
	4. PARTICIPATION IN LOWER LOCAL GOVERNMENT	3	10
a	Attendance in sub - county Council sessions	2	5
b	Evidence of giving feedback to the sub-county Council from District Council.	1	5
	5. SERVICE DELIVERY ON NATIONAL PRIORITY PROGRAMME AREAS	18	30
a	Monitoring and giving feedback to council	5	5
b	Attended NAADS/PMA /other programs meetings	5	5
c	Attended functional Adult literacy session	2	5
d	Visited Health units in the constituent sub-county	2	5
e	Visited schools in every sub-county	2	5
f	Participated in a Radio Talk show in any media.	0	1
g	Participated in a Television Talk show in any media.	0	1
h	Written an article in a News Paper	0	1
i	Participated in an activity that promotes Sustainable Environment and Natural Resource Use	2	2
	TOTAL	51	100

Name: Byarugaba David**Designation: Councilor Nkondo****Score: 51**

	Councilor	Actual Score	Maximum Score
	1. LEGISLATIVE ROLE	12	25
a	Participation in plenary session	4	5
b	Participation in Committees	3	5
c	Moved motion without notice	0	2
d	Moved motion on notice	0	3
e	Regular attendance of plenary	3	3
f	Regular attendance of committee	2	2
g	Special knowledge to council	0	2
h	Special knowledge to committee	0	2
g	Special knowledge Explanation on issue	0	1
	2. CONTACT WITH ELECTORATE	6	20
a	Evidence of a written Programme of meetings with Electorate	2	5
b	Existence of Office or coordinating office	2	2
c	Functional Office or coordinating office	0	3
d	Evidence of Reports of decisions of the Council taken to the electorate	1	5
e	Issues raised by electorate taken to council	1	5
	3. PARTICIPATION IN COMMUNAL AND DEVELOPMENT ACTIVITIES IN HIS/HER ELECTORAL AREA	9	15
a	Projects initiated	5	5
b	Provided Written advice as contributions to communal projects	0	2
c	Material Contributions to communal projects	3	3
d	Signed one Memorandum of Understanding (MoU) / evidence of Lobbying a development partner	1	3
e	Implemented MoU	0	2
	4. PARTICIPATION IN LOWER LOCAL GOVERNMENT	6	10
a	Attendance in sub - county Council sessions	5	5
b	Evidence of giving feedback to the sub-county Council from District Council.	1	5
	5. SERVICE DELIVERY ON NATIONAL PRIORITY PROGRAMME AREAS	18	30
a	Monitoring and giving feedback to council	5	5
b	Attended NAADS/PMA /other programs meetings	5	5
c	Attended functional Adult literacy session	2	5
d	Visited Health units in the constituent sub-county	2	5
e	Visited schools in every sub-county	2	5
f	Participated in a Radio Talk show in any media.	0	1
g	Participated in a Television Talk show in any media.	0	1
h	Written an article in a News Paper	0	1
i	Participated in an activity that promotes Sustainable Environment and Natural Resource Use	2	2
	TOTAL	51	100

Name: Gwolaba Aaron**Designation: Councilor Kidera****Score: 50**

	Councilor	Actual Score	Maximum Score
	1. LEGISLATIVE ROLE	15	25
a	Participation in plenary session	5	5
b	Participation in Committees	3	5
c	Moved motion without notice	2	2
d	Moved motion on notice	0	3
e	Regular attendance of plenary	3	3
f	Regular attendance of committee	2	2
g	Special knowledge to council	0	2
h	Special knowledge to committee	0	2
g	Special knowledge Explanation on issue	0	1
	2. CONTACT WITH ELECTORATE	9	20
a	Evidence of a written Programme of meetings with Electorate	2	5
b	Existence of Office or coordinating office	2	2
c	Functional Office or coordinating office	3	3
d	Evidence of Reports of decisions of the Council taken to the electorate	1	5
e	Issues raised by electorate taken to council	1	5
	3. PARTICIPATION IN COMMUNAL AND DEVELOPMENT ACTIVITIES IN HIS/HER ELECTORAL AREA	8	15
a	Projects initiated	5	5
b	Provided Written advice as contributions to communal projects	0	2
c	Material Contributions to communal projects	3	3
d	Signed one Memorandum of Understanding (MoU) / evidence of Lobbying a development partner	0	3
e	Implemented MoU	0	2
	4. PARTICIPATION IN LOWER LOCAL GOVERNMENT	1	10
a	Attendance in sub - county Council sessions	1	5
b	Evidence of giving feedback to the sub-county Council from District Council.	0	5
	5. SERVICE DELIVERY ON NATIONAL PRIORITY PROGRAMME AREAS	17	30
a	Monitoring and giving feedback to council	5	5
b	Attended NAADS/PMA /other programs meetings	5	5
c	Attended functional Adult literacy session	0	5
d	Visited Health units in the constituent sub-county	2	5
e	Visited schools in every sub-county	2	5
f	Participated in a Radio Talk show in any media.	1	1
g	Participated in a Television Talk show in any media.	0	1
h	Written an article in a News Paper	0	1
i	Participated in an activity that promotes Sustainable Environment and Natural Resource Use	2	2
	TOTAL	50	100

Name: Mbogo David**Designation: Councilor Nawanyango****Score 49**

	Councilor	Actual Score	Maximum Score
	1. LEGISLATIVE ROLE	17	25
a	Participation in plenary session	4	5
b	Participation in Committees	5	5
c	Moved motion without notice	2	2
d	Moved motion on notice	0	3
e	Regular attendance of plenary	3	3
f	Regular attendance of committee	2	2
g	Special knowledge to council	0	2
h	Special knowledge to committee	0	2
g	Special knowledge Explanation on issue	1	1
	2. CONTACT WITH ELECTORATE	4	20
a	Evidence of a written Programme of meetings with Electorate	2	5
b	Existence of Office or coordinating office	0	2
c	Functional Office or coordinating office	0	3
d	Evidence of Reports of decisions of the Council taken to the electorate	1	5
e	Issues raised by electorate taken to council	1	5
	3. PARTICIPATION IN COMMUNAL AND DEVELOPMENT ACTIVITIES IN HIS/HER ELECTORAL AREA	9	15
a	Projects initiated	5	5
b	Provided Written advice as contributions to communal projects	0	2
c	Material Contributions to communal projects	3	3
d	Signed one Memorandum of Understanding (MoU) / evidence of Lobbying a development partner	1	3
e	Implemented MoU	0	2
	4. PARTICIPATION IN LOWER LOCAL GOVERNMENT	3	10
a	Attendance in sub - county Council sessions	2	5
b	Evidence of giving feedback to the sub-county Council from District Council.	1	5
	5.SERVICE DELIVERY ON NATIONAL PRIORITY PROGRAMME AREAS	16	30
a	Monitoring and giving feedback to council	5	5
b	Attended NAADS/PMA /other programs meetings	5	5
c	Attended functional Adult literacy session	0	5
d	Visited Health units in the constituent sub-county	2	5
e	Visited schools in every sub-county	2	5
f	Participated in a Radio Talk show in any media.	0	1
g	Participated in a Television Talk show in any media.	0	1
h	Written an article in a News Paper	0	1
i	Participated in an activity that promotes Sustainable Environment and Natural Resource Use	2	2
	TOTAL	49	100

Name: Kabenge Rose**Designation: Councilor Kidera/Nkondo****Score: 47**

	Councilor	Actual Score	Maximum Score
	1. LEGISLATIVE ROLE	11	25
a	Participation in plenary session	0	5
b	Participation in Committees	5	5
c	Moved motion without notice	0	2
d	Moved motion on notice	0	3
e	Regular attendance of plenary	3	3
f	Regular attendance of committee	2	2
g	Special knowledge to council	0	2
h	Special knowledge to committee	0	2
g	Special knowledge Explanation on issue	1	1
	2. CONTACT WITH ELECTORATE	6	20
a	Evidence of a written Programme of meetings with Electorate	2	5
b	Existence of Office or coordinating office	2	2
c	Functional Office or coordinating office	0	3
d	Evidence of Reports of decisions of the Council taken to the electorate	1	5
e	Issues raised by electorate taken to council	1	5
	3. PARTICIPATION IN COMMUNAL AND DEVELOPMENT ACTIVITIES IN HIS/HER ELECTORAL AREA	8	15
a	Projects initiated	5	5
b	Provided Written advice as contributions to communal projects	0	2
c	Material Contributions to communal projects	3	3
d	Signed one Memorandum of Understanding (MoU) / evidence of Lobbying a development partner	0	3
e	Implemented MoU	0	2
	4. PARTICIPATION IN LOWER LOCAL GOVERNMENT	6	10
a	Attendance in sub - county Council sessions	5	5
b	Evidence of giving feedback to the sub-county Council from District Council.	1	5
	5. SERVICE DELIVERY ON NATIONAL PRIORITY PROGRAMME AREAS	16	30
a	Monitoring and giving feedback to council	5	5
b	Attended NAADS/PMA /other programs meetings	5	5
c	Attended functional Adult literacy session	0	5
d	Visited Health units in the constituent sub-county	2	5
e	Visited schools in every sub-county	2	5
f	Participated in a Radio Talk show in any media.	0	1
g	Participated in a Television Talk show in any media.	0	1
h	Written an article in a News Paper	0	1
i	Participated in an activity that promotes Sustainable Environment and Natural Resource Use	2	2
	TOTAL	47	100

Name: Kanku Michael**Designation: Councilor Buyende****Score 47**

	Councilor	Actual Score	Maximum Score
	1. LEGISLATIVE ROLE	16	25
a	Participation in plenary session	5	5
b	Participation in Committees	5	5
c	Moved motion without notice	0	2
d	Moved motion on notice	0	3
e	Regular attendance of plenary	3	3
f	Regular attendance of committee	2	2
g	Special knowledge to council	0	2
h	Special knowledge to committee	0	2
g	Special knowledge Explanation on issue	1	1
	2. CONTACT WITH ELECTORATE	6	20
a	Evidence of a written Programme of meetings with Electorate	2	5
b	Existence of Office or coordinating office	2	2
c	Functional Office or coordinating office	0	3
d	Evidence of Reports of decisions of the Council taken to the electorate	1	5
e	Issues raised by electorate taken to council	1	5
	3. PARTICIPATION IN COMMUNAL AND DEVELOPMENT ACTIVITIES IN HIS/HER ELECTORAL AREA	9	15
a	Projects initiated	5	5
b	Provided Written advice as contributions to communal projects	0	2
c	Material Contributions to communal projects	3	3
d	Signed one Memorandum of Understanding (MoU) / evidence of Lobbying a development partner	1	3
e	Implemented MoU	0	2
	4. PARTICIPATION IN LOWER LOCAL GOVERNMENT	3	10
a	Attendance in sub - county Council sessions	2	5
b	Evidence of giving feedback to the sub-county Council from District Council.	1	5
	5. SERVICE DELIVERY ON NATIONAL PRIORITY PROGRAMME AREAS	13	30
a	Monitoring and giving feedback to council	2	5
b	Attended NAADS/PMA /other programs meetings	2	5
c	Attended functional Adult literacy session	2	5
d	Visited Health units in the constituent sub-county	2	5
e	Visited schools in every sub-county	2	5
f	Participated in a Radio Talk show in any media.	1	1
g	Participated in a Television Talk show in any media.	0	1
h	Written an article in a News Paper	0	1
i	Participated in an activity that promotes Sustainable Environment and Natural Resource Use	2	2
	TOTAL	47	100

Name: Martin P Kyuka**Designation: Councilor Nabwigulu****Score: 44**

	Councilor	Actual Score	Maximum Score
	1. LEGISLATIVE ROLE	11	25
a	Participation in plenary session	3	5
b	Participation in Committees	3	5
c	Moved motion without notice	0	2
d	Moved motion on notice	0	3
e	Regular attendance of plenary	3	3
f	Regular attendance of committee	2	2
g	Special knowledge to council	0	2
h	Special knowledge to committee	0	2
g	Special knowledge Explanation on issue	0	1
	2. CONTACT WITH ELECTORATE	6	20
a	Evidence of a written Programme of meetings with Electorate	2	5
b	Existence of Office or coordinating office	2	2
c	Functional Office or coordinating office	0	3
d	Evidence of Reports of decisions of the Council taken to the electorate	1	5
e	Issues raised by electorate taken to council	1	5
	3. PARTICIPATION IN COMMUNAL AND DEVELOPMENT ACTIVITIES IN HIS/HER ELECTORAL AREA	13	15
a	Projects initiated	5	5
b	Provided Written advice as contributions to communal projects	0	2
c	Material Contributions to communal projects	3	3
d	Signed one Memorandum of Understanding (MoU) / evidence of Lobbying a development partner	3	3
e	Implemented MoU	2	2
	4. PARTICIPATION IN LOWER LOCAL GOVERNMENT	1	10
a	Attendance in sub - county Council sessions	1	5
b	Evidence of giving feedback to the sub-county Council from District Council.	0	5
	5. SERVICE DELIVERY ON NATIONAL PRIORITY PROGRAMME AREAS	13	30
a	Monitoring and giving feedback to council	5	5
b	Attended NAADS/PMA /other programs meetings	2	5
c	Attended functional Adult literacy session	0	5
d	Visited Health units in the constituent sub-county	2	5
e	Visited schools in every sub-county	2	5
f	Participated in a Radio Talk show in any media.	0	1
g	Participated in a Television Talk show in any media.	0	1
h	Written an article in a News Paper	0	1
i	Participated in an activity that promotes Sustainable Environment and Natural Resource Use	2	2
	TOTAL	44	100

Name: Nadhomi Magoma**Designation: Councilor Bugoya****Score: 44**

	Councilor	Actual Score	Maximum Score
	1. LEGISLATIVE ROLE	11	25
a	Participation in plenary session	2	5
b	Participation in Committees	3	5
c	Moved motion without notice	0	2
d	Moved motion on notice	0	3
e	Regular attendance of plenary	3	3
f	Regular attendance of committee	2	2
g	Special knowledge to council	0	2
h	Special knowledge to committee	0	2
g	Special knowledge Explanation on issue	1	1
	2. CONTACT WITH ELECTORATE	6	20
a	Evidence of a written Programme of meetings with Electorate	2	5
b	Existence of Office or coordinating office	2	2
c	Functional Office or coordinating office	0	3
d	Evidence of Reports of decisions of the Council taken to the electorate	1	5
e	Issues raised by electorate taken to council	1	5
	3. PARTICIPATION IN COMMUNAL AND DEVELOPMENT ACTIVITIES IN HIS/HER ELECTORAL AREA	8	15
a	Projects initiated	5	5
b	Provided Written advice as contributions to communal projects	0	2
c	Material Contributions to communal projects	3	3
d	Signed one Memorandum of Understanding (MoU) / evidence of Lobbying a development partner	0	3
e	Implemented MoU	0	2
	4. PARTICIPATION IN LOWER LOCAL GOVERNMENT	3	10
a	Attendance in sub - county Council sessions	2	5
b	Evidence of giving feedback to the sub-county Council from District Council.	1	5
	5. SERVICE DELIVERY ON NATIONAL PRIORITY PROGRAMME AREAS	16	30
a	Monitoring and giving feedback to council	5	5
b	Attended NAADS/PMA /other programs meetings	5	5
c	Attended functional Adult literacy session	2	5
d	Visited Health units in the constituent sub-county	2	5
e	Visited schools in every sub-county	0	5
f	Participated in a Radio Talk show in any media.	0	1
g	Participated in a Television Talk show in any media.	0	1
h	Written an article in a News Paper	0	1
i	Participated in an activity that promotes Sustainable Environment and Natural Resource Use	2	2
	TOTAL	44	100

Name: Kizito Sarah**Designation: Councilor Kisozi/Mbulamuti****Score: 43**

	Councilor	Actual Score	Maximum Score
	1. LEGISLATIVE ROLE	13	25
a	Participation in plenary session	2	5
b	Participation in Committees	5	5
c	Moved motion without notice	0	2
d	Moved motion on notice	0	3
e	Regular attendance of plenary	3	3
f	Regular attendance of committee	2	2
g	Special knowledge to council	0	2
h	Special knowledge to committee	0	2
g	Special knowledge Explanation on issue	1	1
	2. CONTACT WITH ELECTORATE	6	20
a	Evidence of a written Programme of meetings with Electorate	2	5
b	Existence of Office or coordinating office	2	2
c	Functional Office or coordinating office	0	3
d	Evidence of Reports of decisions of the Council taken to the electorate	1	5
e	Issues raised by electorate taken to council	1	5
	3. PARTICIPATION IN COMMUNAL AND DEVELOPMENT ACTIVITIES IN HIS/HER ELECTORAL AREA	8	15
a	Projects initiated	5	5
b	Provided Written advice as contributions to communal projects	0	2
c	Material Contributions to communal projects	3	3
d	Signed one Memorandum of Understanding (MoU) / evidence of Lobbying a development partner	0	3
e	Implemented MoU	0	2
	4. PARTICIPATION IN LOWER LOCAL GOVERNMENT	0	10
a	Attendance in sub - county Council sessions	0	5
b	Evidence of giving feedback to the sub-county Council from District Council.	0	5
	5. SERVICE DELIVERY ON NATIONAL PRIORITY PROGRAMME AREAS	16	30
a	Monitoring and giving feedback to council	5	5
b	Attended NAADS/PMA /other programs meetings	5	5
c	Attended functional Adult literacy session	0	5
d	Visited Health units in the constituent sub-county	2	5
e	Visited schools in every sub-county	2	5
f	Participated in a Radio Talk show in any media.	0	1
g	Participated in a Television Talk show in any media.	0	1
h	Written an article in a News Paper	0	1
i	Participated in an activity that promotes Sustainable Environment and Natural Resource Use	2	2
	TOTAL	43	100

Name: Isabirye Richard Kigozi**Designation: Councilor Buyende****Score: 43**

	Councilor	Actual Score	Maximum Score
	1. LEGISLATIVE ROLE	11	25
a	Participation in plenary session	2	5
b	Participation in Committees	4	5
c	Moved motion without notice	0	2
d	Moved motion on notice	0	3
e	Regular attendance of plenary	3	3
f	Regular attendance of committee	2	2
g	Special knowledge to council	0	2
h	Special knowledge to committee	0	2
g	Special knowledge Explanation on issue	0	1
	2. CONTACT WITH ELECTORATE	4	20
a	Evidence of a written Programme of meetings with Electorate	2	5
b	Existence of Office or coordinating office	2	2
c	Functional Office or coordinating office	0	3
d	Evidence of Reports of decisions of the Council taken to the electorate	0	5
e	Issues raised by electorate taken to council	0	5
	3.PARTICIPATION IN COMMUNAL AND DEVELOPMENT ACTIVITIES IN HIS/HER ELECTORAL AREA	9	15
a	Projects initiated	5	5
b	Provided Written advice as contributions to communal projects	0	2
c	Material Contributions to communal projects	3	3
d	Signed one Memorandum of Understanding (MoU) / evidence of Lobbying a development partner	1	3
e	Implemented MoU	0	2
	4. PARTICIPATION IN LOWER LOCAL GOVERNMENT	1	10
a	Attendance in sub - county Council sessions	1	5
b	Evidence of giving feedback to the sub-county Council from District Council.	0	5
	5. SERVICE DELIVERY ON NATIONAL PRIORITY PROGRAMME AREAS	18	30
a	Monitoring and giving feedback to council	5	5
b	Attended NAADS/PMA /other programs meetings	5	5
c	Attended functional Adult literacy session	2	5
d	Visited Health units in the constituent sub-county	2	5
e	Visited schools in every sub-county	2	5
f	Participated in a Radio Talk show in any media.	0	1
g	Participated in a Television Talk show in any media.	0	1
h	Written an article in a News Paper	0	1
i	Participated in an activity that promotes Sustainable Environment and Natural Resource Use	2	2
	TOTAL	43	100

Name: Balinaine Peter

Designation: Councilor Namwendwa

Score: 43

	Councilor	Actual Score	Maximum Score
	1. LEGISLATIVE ROLE	13	25
a	Participation in plenary session	4	5
b	Participation in Committees	4	5
c	Moved motion without notice	0	2
d	Moved motion on notice	0	3
e	Regular attendance of plenary	3	3
f	Regular attendance of committee	2	2
g	Special knowledge to council	0	2
h	Special knowledge to committee	0	2
g	Special knowledge Explanation on issue	0	1
	2. CONTACT WITH ELECTORATE	6	20
a	Evidence of a written Programme of meetings with Electorate	2	5
b	Existence of Office or coordinating office	2	2
c	Functional Office or coordinating office	0	3
d	Evidence of Reports of decisions of the Council taken to the electorate	1	5
e	Issues raised by electorate taken to council	1	5
	3. PARTICIPATION IN COMMUNAL AND DEVELOPMENT ACTIVITIES IN HIS/HER ELECTORAL AREA	9	15
a	Projects initiated	5	5
b	Provided Written advice as contributions to communal projects	0	2
c	Material Contributions to communal projects	3	3
d	Signed one Memorandum of Understanding (MoU) / evidence of Lobbying a development partner	1	3
e	Implemented MoU	0	2
	4. PARTICIPATION IN LOWER LOCAL GOVERNMENT	3	10
a	Attendance in sub - county Council sessions	2	5
b	Evidence of giving feedback to the sub-county Council from District Council.	1	5
	5. SERVICE DELIVERY ON NATIONAL PRIORITY PROGRAMME AREAS	12	30
a	Monitoring and giving feedback to council	2	5
b	Attended NAADS/PMA /other programs meetings	2	5
c	Attended functional Adult literacy session	2	5
d	Visited Health units in the constituent sub-county	2	5
e	Visited schools in every sub-county	2	5
f	Participated in a Radio Talk show in any media.	0	1
g	Participated in a Television Talk show in any media.	0	1
h	Written an article in a News Paper	0	1
i	Participated in an activity that promotes Sustainable Environment and Natural Resource Use	2	2
	TOTAL	43	100

Name: Betty Kalema**Designation: Councilor Namasagali/Balawoli****Score: 42**

	Councilor	Actual Score	Maximum Score
	1. LEGISLATIVE ROLE	13	25
a	Participation in plenary session	5	5
b	Participation in Committees	3	5
c	Moved motion without notice	0	2
d	Moved motion on notice	0	3
e	Regular attendance of plenary	3	3
f	Regular attendance of committee	2	2
g	Special knowledge to council	0	2
h	Special knowledge to committee	0	2
g	Special knowledge Explanation on issue	0	1
	2. CONTACT WITH ELECTORATE	6	20
a	Evidence of a written Programme of meetings with Electorate	2	5
b	Existence of Office or coordinating office	2	2
c	Functional Office or coordinating office	0	3
d	Evidence of Reports of decisions of the Council taken to the electorate	1	5
e	Issues raised by electorate taken to council	1	5
	3. PARTICIPATION IN COMMUNAL AND DEVELOPMENT ACTIVITIES IN HIS/HER ELECTORAL AREA	8	15
a	Projects initiated	5	5
b	Provided Written advice as contributions to communal projects	0	2
c	Material Contributions to communal projects	3	3
d	Signed one Memorandum of Understanding (MoU) / evidence of Lobbying a development partner	0	3
e	Implemented MoU	0	2
	4. PARTICIPATION IN LOWER LOCAL GOVERNMENT	2	10
a	Attendance in sub - county Council sessions	2	5
b	Evidence of giving feedback to the sub-county Council from District Council.	0	5
	5. SERVICE DELIVERY ON NATIONAL PRIORITY PROGRAMME AREAS	13	30
a	Monitoring and giving feedback to council	5	5
b	Attended NAADS/PMA /other programs meetings	2	5
c	Attended functional Adult literacy session	0	5
d	Visited Health units in the constituent sub-county	2	5
e	Visited schools in every sub-county	2	5
f	Participated in a Radio Talk show in any media.	0	1
g	Participated in a Television Talk show in any media.	0	1
h	Written an article in a News Paper	0	1
i	Participated in an activity that promotes Sustainable Environment and Natural Resource Use	2	2
	TOTAL	42	100

Name: Kifubangabo**Designation: Councilor Bulopa****Score: 42**

	Councilor	Actual Score	Maximum Score
	1. LEGISLATIVE ROLE	15	25
a	Participation in plenary session	5	5
b	Participation in Committees	5	5
c	Moved motion without notice	0	2
d	Moved motion on notice	0	3
e	Regular attendance of plenary	3	3
f	Regular attendance of committee	2	2
g	Special knowledge to council	0	2
h	Special knowledge to committee	0	2
g	Special knowledge Explanation on issue	0	1
	2. CONTACT WITH ELECTORATE	2	20
a	Evidence of a written Programme of meetings with Electorate	0	5
b	Existence of Office or coordinating office	2	2
c	Functional Office or coordinating office	0	3
d	Evidence of Reports of decisions of the Council taken to the electorate	0	5
e	Issues raised by electorate taken to council	0	5
	3. PARTICIPATION IN COMMUNAL AND DEVELOPMENT ACTIVITIES IN HIS/HER ELECTORAL AREA	8	15
a	Projects initiated	5	5
b	Provided Written advice as contributions to communal projects	0	2
c	Material Contributions to communal projects	3	3
d	Signed one Memorandum of Understanding (MoU) / evidence of Lobbying a development partner	0	3
e	Implemented MoU	0	2
	4. PARTICIPATION IN LOWER LOCAL GOVERNMENT	0	10
a	Attendance in sub - county Council sessions	0	5
b	Evidence of giving feedback to the sub-county Council from District Council.	0	5
	5. SERVICE DELIVERY ON NATIONAL PRIORITY PROGRAMME AREAS	17	30
a	Monitoring and giving feedback to council	5	5
b	Attended NAADS/PMA /other programs meetings	5	5
c	Attended functional Adult literacy session	0	5
d	Visited Health units in the constituent sub-county	2	5
e	Visited schools in every sub-county	2	5
f	Participated in a Radio Talk show in any media.	1	1
g	Participated in a Television Talk show in any media.	0	1
h	Written an article in a News Paper	0	1
i	Participated in an activity that promotes Sustainable Environment and Natural Resource Use	2	2
	TOTAL	42	100

Name: Alazia Ssozi**Designation: Councilor Kagulu****Score: 41**

	Councilor	Actual Score	Maximum Score
	1. LEGISLATIVE ROLE	10	25
a	Participation in plenary session	2	5
b	Participation in Committees	3	5
c	Moved motion without notice	0	2
d	Moved motion on notice	0	3
e	Regular attendance of plenary	3	3
f	Regular attendance of committee	2	2
g	Special knowledge to council	0	2
h	Special knowledge to committee	0	2
g	Special knowledge Explanation on issue	0	1
	2. CONTACT WITH ELECTORATE	6	20
a	Evidence of a written Programme of meetings with Electorate	2	5
b	Existence of Office or coordinating office	2	2
c	Functional Office or coordinating office	0	3
d	Evidence of Reports of decisions of the Council taken to the electorate	1	5
e	Issues raised by electorate taken to council	1	5
	3. PARTICIPATION IN COMMUNAL AND DEVELOPMENT ACTIVITIES IN HIS/HER ELECTORAL AREA	8	15
a	Projects initiated	5	5
b	Provided Written advice as contributions to communal projects	0	2
c	Material Contributions to communal projects	3	3
d	Signed one Memorandum of Understanding (MoU) / evidence of Lobbying a development partner	0	3
e	Implemented MoU	0	2
	4. PARTICIPATION IN LOWER LOCAL GOVERNMENT	3	10
a	Attendance in sub - county Council sessions	2	5
b	Evidence of giving feedback to the sub-county Council from District Council.	1	5
	5. SERVICE DELIVERY ON NATIONAL PRIORITY PROGRAMME AREAS	14	30
a	Monitoring and giving feedback to council	5	5
b	Attended NAADS/PMA /other programs meetings	5	5
c	Attended functional Adult literacy session	2	5
d	Visited Health units in the constituent sub-county	0	5
e	Visited schools in every sub-county	0	5
f	Participated in a Radio Talk show in any media.	0	1
g	Participated in a Television Talk show in any media.	0	1
h	Written an article in a News Paper	0	1
i	Participated in an activity that promotes Sustainable Environment and Natural Resource Use	2	2
	TOTAL	41	100

Name: Kibogo Wilson**Designation: Councilor Mbulamuti****Score: 40**

	Councilor	Actual Score	Maximum Score
	1. LEGISLATIVE ROLE	14	25
a	Participation in plenary session	5	5
b	Participation in Committees	4	5
c	Moved motion without notice	0	2
d	Moved motion on notice	0	3
e	Regular attendance of plenary	3	3
f	Regular attendance of committee	2	2
g	Special knowledge to council	0	2
h	Special knowledge to committee	0	2
g	Special knowledge Explanation on issue	0	1
	2. CONTACT WITH ELECTORATE	6	20
a	Evidence of a written Programme of meetings with Electorate	2	5
b	Existence of Office or coordinating office	2	2
c	Functional Office or coordinating office	0	3
d	Evidence of Reports of decisions of the Council taken to the electorate	1	5
e	Issues raised by electorate taken to council	1	5
	3. PARTICIPATION IN COMMUNAL AND DEVELOPMENT ACTIVITIES IN HIS/HER ELECTORAL AREA	9	15
a	Projects initiated	5	5
b	Provided Written advice as contributions to communal projects	0	2
c	Material Contributions to communal projects	3	3
d	Signed one Memorandum of Understanding (MoU) / evidence of Lobbying a development partner	1	3
e	Implemented MoU	0	2
	4. PARTICIPATION IN LOWER LOCAL GOVERNMENT	2	10
a	Attendance in sub - county Council sessions	1	5
b	Evidence of giving feedback to the sub-county Council from District Council.	1	5
	5. SERVICE DELIVERY ON NATIONAL PRIORITY PROGRAMME AREAS	9	30
a	Monitoring and giving feedback to council	2	5
b	Attended NAADS/PMA /other programs meetings	2	5
c	Attended functional Adult literacy session	0	5
d	Visited Health units in the constituent sub-county	2	5
e	Visited schools in every sub-county	0	5
f	Participated in a Radio Talk show in any media.	1	1
g	Participated in a Television Talk show in any media.	0	1
h	Written an article in a News Paper	0	1
i	Participated in an activity that promotes Sustainable Environment and Natural Resource Use	2	2
	TOTAL	40	100

Name: Buyinza Moses**Designation: Councilor Wankole****Score: 37**

	Councilor	Actual Score	Maximum Score
	1. LEGISLATIVE ROLE	15	25
a	Participation in plenary session	3	5
b	Participation in Committees	5	5
c	Moved motion without notice	0	2
d	Moved motion on notice	0	3
e	Regular attendance of plenary	3	3
f	Regular attendance of committee	2	2
g	Special knowledge to council	2	2
h	Special knowledge to committee	0	2
g	Special knowledge Explanation on issue	0	1
	2. CONTACT WITH ELECTORATE	4	20
a	Evidence of a written Programme of meetings with Electorate	2	5
b	Existence of Office or coordinating office	0	2
c	Functional Office or coordinating office	0	3
d	Evidence of Reports of decisions of the Council taken to the electorate	1	5
e	Issues raised by electorate taken to council	1	5
	3. PARTICIPATION IN COMMUNAL AND DEVELOPMENT ACTIVITIES IN HIS/HER ELECTORAL AREA	8	15
a	Projects initiated	5	5
b	Provided Written advice as contributions to communal projects	0	2
c	Material Contributions to communal projects	3	3
d	Signed one Memorandum of Understanding (MoU) / evidence of Lobbying a development partner	0	3
e	Implemented MoU	0	2
	4. PARTICIPATION IN LOWER LOCAL GOVERNMENT	1	10
a	Attendance in sub - county Council sessions	1	5
b	Evidence of giving feedback to the sub-county Council from District Council.	0	5
	5. SERVICE DELIVERY ON NATIONAL PRIORITY PROGRAMME AREAS	9	30
a	Monitoring and giving feedback to council	5	5
b	Attended NAADS/PMA /other programs meetings	2	5
c	Attended functional Adult literacy session	0	5
d	Visited Health units in the constituent sub-county	2	5
e	Visited schools in every sub-county	0	5
f	Participated in a Radio Talk show in any media.	0	1
g	Participated in a Television Talk show in any media.	0	1
h	Written an article in a News Paper	0	1
i	Participated in an activity that promotes Sustainable Environment and Natural Resource Use	0	2
	TOTAL	37	100

Name: Katalo Faridah**Designation: Councilor Butansi/Kitayinjwa****Score: 36**

	Councilor	Actual Score	Maximum Score
	1. LEGISLATIVE ROLE	7	25
a	Participation in plenary session	1	5
b	Participation in Committees	1	5
c	Moved motion without notice	0	2
d	Moved motion on notice	0	3
e	Regular attendance of plenary	3	3
f	Regular attendance of committee	2	2
g	Special knowledge to council	0	2
h	Special knowledge to committee	0	2
g	Special knowledge Explanation on issue	0	1
	2. CONTACT WITH ELECTORATE	10	20
a	Evidence of a written Programme of meetings with Electorate	2	5
b	Existence of Office or coordinating office	2	2
c	Functional Office or coordinating office	0	3
d	Evidence of Reports of decisions of the Council taken to the electorate	1	5
e	Issues raised by electorate taken to council	5	5
	3. PARTICIPATION IN COMMUNAL AND DEVELOPMENT ACTIVITIES IN HIS/HER ELECTORAL AREA	5	15
a	Projects initiated	0	5
b	Provided Written advice as contributions to communal projects	3	2
c	Material Contributions to communal projects	0	3
d	Signed one Memorandum of Understanding (MoU) / evidence of Lobbying a development partner	0	3
e	Implemented MoU	2	2
	4. PARTICIPATION IN LOWER LOCAL GOVERNMENT	5	10
a	Attendance in sub - county Council sessions	0	5
b	Evidence of giving feedback to the sub-county Council from District Council.	5	5
	5. SERVICE DELIVERY ON NATIONAL PRIORITY PROGRAMME AREAS	9	30
a	Monitoring and giving feedback to council	5	5
b	Attended NAADS/PMA /other programs meetings	0	5
c	Attended functional Adult literacy session	2	5
d	Visited Health units in the constituent sub-county	2	5
e	Visited schools in every sub-county	0	5
f	Participated in a Radio Talk show in any media.	0	1
g	Participated in a Television Talk show in any media.	0	1
h	Written an article in a News Paper	0	1
i	Participated in an activity that promotes Sustainable Environment and Natural Resource Use	0	2
	TOTAL	36	100

Name: Aisha Kanaku**Designation: Councilor Buyenda****Score: 28**

	Councilor	Actual Score	Maximum Score
	1. LEGISLATIVE ROLE	11	25
a	Participation in plenary session	2	5
b	Participation in Committees	4	5
c	Moved motion without notice	0	2
d	Moved motion on notice	0	3
e	Regular attendance of plenary	3	3
f	Regular attendance of committee	2	2
g	Special knowledge to council	0	2
h	Special knowledge to committee	0	2
g	Special knowledge Explanation on issue	0	1
	2. CONTACT WITH ELECTORATE	2	20
a	Evidence of a written Programme of meetings with Electorate	2	5
b	Existence of Office or coordinating office	0	2
c	Functional Office or coordinating office	0	3
d	Evidence of Reports of decisions of the Council taken to the electorate	0	5
e	Issues raised by electorate taken to council	0	5
	3. PARTICIPATION IN COMMUNAL AND DEVELOPMENT ACTIVITIES IN HIS/HER ELECTORAL AREA	8	15
a	Projects initiated	5	5
b	Provided Written advice as contributions to communal projects	0	2
c	Material Contributions to communal projects	3	3
d	Signed one Memorandum of Understanding (MoU) / evidence of Lobbying a development partner	0	3
e	Implemented MoU	0	2
	4. PARTICIPATION IN LOWER LOCAL GOVERNMENT	0	10
a	Attendance in sub - county Council sessions	0	5
b	Evidence of giving feedback to the sub-county Council from District Council.	0	5
	5. SERVICE DELIVERY ON NATIONAL PRIORITY PROGRAMME AREAS	7	30
a	Monitoring and giving feedback to council	0	5
b	Attended NAADS/PMA /other programs meetings	5	5
c	Attended functional Adult literacy session	0	5
d	Visited Health units in the constituent sub-county	0	5
e	Visited schools in every sub-county	0	5
f	Participated in a Radio Talk show in any media.	0	1
g	Participated in a Television Talk show in any media.	0	1
h	Written an article in a News Paper	0	1
i	Participated in an activity that promotes Sustainable Environment and Natural Resource Use	2	2
	TOTAL	28	100

Name: Kategere Thomas**Designation: Councilor Kitayunjwa****Score: 27**

	Councilor	Actual Score	Maximum Score
	1. LEGISLATIVE ROLE	17	25
a	Participation in plenary session	5	5
b	Participation in Committees	4	5
c	Moved motion without notice	2	2
d	Moved motion on notice	0	3
e	Regular attendance of plenary	3	3
f	Regular attendance of committee	2	2
g	Special knowledge to council	0	2
h	Special knowledge to committee	0	2
g	Special knowledge Explanation on issue	1	1
	2. CONTACT WITH ELECTORATE	0	20
a	Evidence of a written Programme of meetings with Electorate	0	5
b	Existence of Office or coordinating office	0	2
c	Functional Office or coordinating office	0	3
d	Evidence of Reports of decisions of the Council taken to the electorate	0	5
e	Issues raised by electorate taken to council	0	5
	3. PARTICIPATION IN COMMUNAL AND DEVELOPMENT ACTIVITIES IN HIS/HER ELECTORAL AREA	8	15
a	Projects initiated	5	5
b	Provided Written advice as contributions to communal projects	0	2
c	Material Contributions to communal projects	3	3
d	Signed one Memorandum of Understanding (MoU) / evidence of Lobbying a development partner	0	3
e	Implemented MoU	0	2
	4. PARTICIPATION IN LOWER LOCAL GOVERNMENT	0	10
a	Attendance in sub - county Council sessions	0	5
b	Evidence of giving feedback to the sub-county Council from District Council.		5
	5. SERVICE DELIVERY ON NATIONAL PRIORITY PROGRAMME AREAS	2	30
a	Monitoring and giving feedback to council	2	5
b	Attended NAADS/PMA /other programs meetings	0	5
c	Attended functional Adult literacy session	0	5
d	Visited Health units in the constituent sub-county	0	5
e	Visited schools in every sub-county	0	5
f	Participated in a Radio Talk show in any media.	0	1
g	Participated in a Television Talk show in any media.	0	1
h	Written an article in a News Paper	0	1
i	Participated in an activity that promotes Sustainable Environment and Natural Resource Use	0	2
	TOTAL	27	100

Name: Muzaale Magabi Martin**Designation: Councilor Bugolombya****Score: 22**

	Councilor	Actual Score	Maximum Score
	1. LEGISLATIVE ROLE	9	25
a	Participation in plenary session	2	5
b	Participation in Committees	2	5
c	Moved motion without notice	0	2
d	Moved motion on notice	0	3
e	Regular attendance of plenary	3	3
f	Regular attendance of committee	2	2
g	Special knowledge to council	0	2
h	Special knowledge to committee	0	2
g	Special knowledge Explanation on issue	0	1
	2. CONTACT WITH ELECTORATE	0	20
a	Evidence of a written Programme of meetings with Electorate	0	5
b	Existence of Office or coordinating office	0	2
c	Functional Office or coordinating office	0	3
d	Evidence of Reports of decisions of the Council taken to the electorate	0	5
e	Issues raised by electorate taken to council	0	5
	3. PARTICIPATION IN COMMUNAL AND DEVELOPMENT ACTIVITIES IN HIS/HER ELECTORAL AREA	8	15
a	Projects initiated	5	5
b	Provided Written advice as contributions to communal projects	0	2
c	Material Contributions to communal projects	3	3
d	Signed one Memorandum of Understanding (MoU) / evidence of Lobbying a development partner	0	3
e	Implemented MoU	0	2
	4. PARTICIPATION IN LOWER LOCAL GOVERNMENT	0	10
a	Attendance in sub - county Council sessions	0	5
b	Evidence of giving feedback to the sub-county Council from District Council.	0	5
	5. SERVICE DELIVERY ON NATIONAL PRIORITY PROGRAMME AREAS	5	30
a	Monitoring and giving feedback to council	5	5
b	Attended NAADS/PMA /other programs meetings	0	5
c	Attended functional Adult literacy session	0	5
d	Visited Health units in the constituent sub-county	0	5
e	Visited schools in every sub-county	0	5
f	Participated in a Radio Talk show in any media.	0	1
g	Participated in a Television Talk show in any media.	0	1
h	Written an article in a News Paper	0	1
i	Participated in an activity that promotes Sustainable Environment and Natural Resource Use	0	2
	TOTAL	22	100

PUBLICATIONS IN THESE SERIES

Tumushabe, G.W., Bainomugisha, A., and Muhwezi, W., (2000). Towards Strategic Engagement: Government NGO Relations and the Quest for NGO Law Reform in Uganda. ACODE Policy Research Series, No. 1, 2000. Kampala.

Kameri-Mbote, P., (2000). The Operation Environment and Constraints for NGOs in Kenya: Strategies for Good Policy and Practice. ACODE Policy Research Series, No. 2, 2000. Kampala.

Tumushabe, G. W., (2001). The Precautionary Principle, Biotechnology and Environmental Litigation: Complexities in Litigating New and Emerging Environmental problems. ACODE Policy Research Series, No.3, 2001. Kampala.

Tumushabe, G. W., Mwebaza, R., and Naluwairo, R., (2001). Sustainably Utilizing our National Heritage: Legal Implications of the proposed Degazettement of Butamira Forest Reserve. ACODE Policy Research Series, No.4, 2001. Kampala.

Tumushabe, G. W., and Bainomugisha, A., et al: (2003). Sustainable Development Beyond Rio + 10- Consolidating Environmental Democracy in Uganda Through Access to Justice, Information and Participation. ACODE Policy Research Series, No. 5, 2003. Kampala.

Mugenyi, O., and Naluwairo, R., (2003). Uganda's Access to the European Union Agricultural Market: Challenges and Opportunities. ACODE Policy Research Series, No. 6, 2003. Kampala.

Mugenyi, O., and Nuwamanya, D., (2003). Democratizing EPA Negotiations: Challenges for Enhancing the Role of Non State Actors. ACODE Policy Research Series, No.7, 2003. Kampala.

Kameri-Mbote, P., (2004). Towards a Liability and Redress System under the Cartagena Protocol on Biosafety: A Review of the Kenya National Legal System. ACODE Policy Research Series, No. 8, 2004. Kampala.

Kabudi, P.J., (2004). Liability and Redress for Damage Caused by the Transboundary Movement of Living Modified Organisms (LMOs) under the Cartagena Protocol on Biosafety: A Review of Tanzania Legal System. ACODE Policy Research Series, No. 9, 2004. Kampala.

Tumushabe, G. W., and Bainomugisha, A., (2004). Constitutional Reforms and Environmental Legislative Representation in Uganda: A Case Study of Butamira Forest Reserves in Uganda. ACODE Policy Research Series, No. 10, 2004. Kampala.

Musiime, E., Kaizire, B., and Muwanga, M., (2005). Organic Agriculture in Uganda: The Need for A Coherent Policy Framework. ACODE Policy Research Series, No.11, 2005. Kampala.

Tumushabe, G.W., (2005). The Theoretical and Legal Foundations of Community- Based Property Rights in East Africa. ACODE Policy Research Series, No. 12, 2005. Kampala.

Bainomugisha, A., and Mushemeza, D., (2006). Deepening Democracy and Enhancing Sustainable Livelihoods in Uganda: An Independent Review of the Performance of Special Interest Groups in Parliament. ACODE Policy Research Series, No. 13, 2006. Kampala.

Mugenyi, O., and Zeija, F., (2006). The East African Customs Union Protocol: An Audit of the Stakeholders' Participation in the Negotiation Process. ACODE Policy Research Series, No.14, 2006. Kampala.

Naluwairo, R., (2006). From Concept to Action: The Protection and Promotion of Farmers' Rights in East Africa. ACODE Policy Research Series, No.15, 2006. Kampala.

Banomugisha, A., (2006). Political Parties, Political Change and Environmental Governance in Uganda: A Review of Political Parties Manifestos. ACODE Policy Research Series, No.16, 2006.

Tumushabe, G. W., and Musiime, E., (2006). Living on the Margins of Life: The Plight of the Batwa Communities of South Western Uganda. ACODE Policy Research Series, No.17, 2006. Kampala.

Naluwairo, R., and Tabaro, E., (2006). Promoting Food Security and Sustainable Agriculture through Facilitated Access to Plant Genetic Resources for Food and Agriculture: Understanding the Multilateral System of Access and Benefit Sharing. ACODE Policy Research Series, No.18, 2006. Kampala.

Bainomugisha, A., and Mushemeza, E. D., (2006). Monitoring Legislative Representation: Environmental Issues in the 7th Parliament of Uganda. ACODE Policy Research Series, No. 19, 2006. Kampala.

Bainomugisha, A., Kivengyere, H., and Tumasirwe, B., (2006). Escaping the Oil Curse and Making Poverty History: A Review of the Oil and Gas Policy and Legal Framework for Uganda. ACODE Policy Research Series, No. 20, 2006. Kampala.

Keizire, B. B., and Mugenyi, O., (2006). Mainstreaming Environment and Natural Resources Issues in selected Government Sectors: Status, Considerations and Recommendations. ACODE Policy Research Series, No. 21, 2006. Kampala.

Keizire, B. B., and Muhwezi, W. W., (2006). The Paradox of Poverty amidst Plenty in the Fish Product Chain in Uganda: The Case of Lake George. ACODE Policy Research Series, No. 22, 2006. Kampala.

Bainomugisha, A., Okello, J., and Ngoya, J., B., (2007). The Tragedy of Natural Resources Dependent Pastoral Communities: A Case of Teso-Karamoja Border Land Conflict between Katakwi and Moroto Districts. ACODE Policy Research Series, No. 23, 2007. Kampala.

Nkabahona, A., Kandole, A., and Banura, C., (2007). Land Scarcity, Ethnic Marginalisation and Conflict in Uganda: The Case of Kasese District. ACODE Policy Research Series, No. 24, 2007. Kampala.

Kivengere, H., Kandole, A., (2007). Land, Ethnicity and Politics in Kibaale District. ACODE Policy Research Series, No. 25, 2007. Kampala.

Muhumuza, F., Kutegeka, S., and Wolimbwa, A., (2007). Wealth Distribution, Poverty and Timber Governance in Uganda: A Case Study of Budongo Forest Reserve. ACODE Policy Research Series, No. 26, 2007. Kampala.

Tumushabe, G. W., (2009). The Anatomy of Public Administration Expenditure in Uganda: The Cost of the Executive and its Implications for Poverty Eradication and Governance. ACODE Policy Research Series, No. 27, 2009. Kampala

Tumushabe, G., W., and Gariyo, Z., (2009). Ugandan Taxpayers' Burden: The Financial and Governance Costs of a Bloated Legislature. ACODE Policy Research Series, No. 28, 2009. Kampala.

Tumushabe, G., Bainomugisha, A., and Mugenyi, O., (2009). Land Tenure, Biodiversity and Post Conflict Transformation in Acholi Sub-Region: Resolving the Property Rights Dilemma. ACODE Policy Research Series No. 29, 2009. Kampala

Muhwezi, W., W., Bainomugisha, A., et.al., (2009). Oil Revenue Sharing Mechanisms: The Case of Uganda. ACODE Policy Research Series No. 30, 2009. Kampala

Tumushabe, G., et.al. (2010). Monitoring and Assessing the Performance of Local Government Councils in Uganda: Background, Methodology and Score Card. ACODE Policy Research Series, No. 31, 2010. Kampala.

Tumushabe, G., et.al. (2010). Uganda Local Government Councils Score Card Report 2008/09: A Comparative Analysis of Findings and Recommendations for Action. ACODE Policy Research Series, No. 32, 2010. Kampala.



Advocates Coalition for Development and Environment(ACODE)

Plot 96, Kanjokya Street, Kamwokya

P. O. Box 29836, Kampala

Tel: +256 414 7712150

Email: acode@acode-u.org; library@acode-u.org

Website: www.acode-u.org